SYMBOL DEFINITION			MISSING SYMBOLS
A DIMENSION WITHOUT AN INSPECTION REPORT SYMBOL ( ) DOES NOT REQUIRE INSPECTION. IT MAY BE CONTROLLED ON THE INDIVIDUAL COMPONENT DRAWING.	TOTAL NO OF INSPECTIONS REQUIRED	19	NO MISSING SYMBOL NUMBER
	LAST NO. USED	16	

DWG STATUS					ZONE	REVISION HISTORY	AUTH	DR	APVD	APVD
DATE	SYM	REV	INP	CHG					I.L.E.	
08MY02	R	01	-	-		RELEASED	224775	EAR	EAR	RC
05JN02	R	01	AA	-		ADDED VISUAL AIDS (2 PLCS)	226434	JYD	JYD	RC
02JUL02	R	01	AB	-		REVISED GRAPHICS	231297	SUV	SUV	MG
16OCT02	R	01	AC	-		REVISED GRAPHICS	231998	RH	RH	RC
22OCT02	R	01	AD	-		11.01 WAS 10 R0.15	232403	EAR	EAR	RC

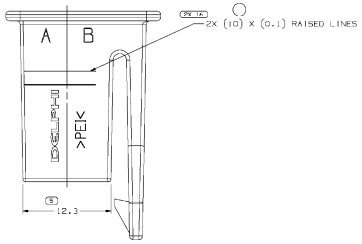

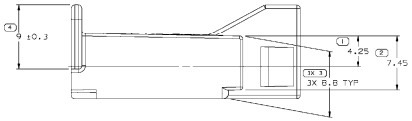

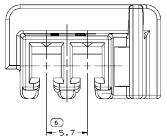

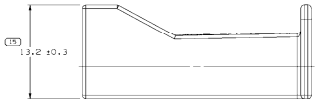

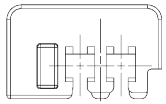

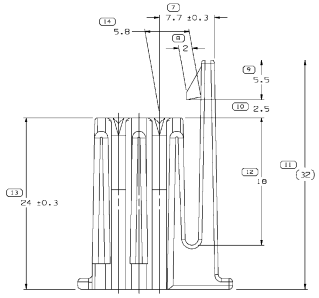

NOTES

1. UNLESS OTHERWISE SPECIFIED AND/OR INDICATED:
   DIMENSIONS ARE TO FACE OF VIEW SHOWN AND AUTOMATICALLY ROUNDED BY COMPUTER FOR INSPECTION (SEE MATH MODEL FOR PRECISE DIMENSIONS). FOR ALL OTHER DIMENSIONS NOT SHOWN BUT REQUIRED FOR TOOL BUILD, SEE MATH MODEL FOR PRECISE TOOL PATH DATA.

2. MATERIAL RECYCLING CODE >PEI< PER SAE J1344. (1.31X(0.1) RAISED CHARACTERS AS SHOWN TO BE LOCATED ON ANY EXTERIOR SURFACE. OPTIONAL CONSTRUCTION TO BE NO MATERIAL RECYCLING CODE.

3. MATING COMPONENTS OR EQUIVALENT:
   CONNECTOR 12110139
   MATING DEVICE ALLISON TRANSMISSION - SILENOID
   TERMINAL POSITION ASSURANCE FEATURE IS ACHIEVED BY THE USE OF PULL TO SEAT TERMINAL DESIGN.

4. THIS PART ACCEPTS THE FOLLOWING COMPONENTS OR EQUIVALENT:
   TERMINAL 12124617
   MAX INSULATION CHIMNEY MUST BE LESS THAN 3.2 HIGH AND 4 WIDE.
   MAX CABLE OD 2.6MM

5. (1.31X(0.1) RAISED DELPHI CORPORATE BRAND TO BE LOCATED ON ANY EXTERIOR SURFACE, PREFERABLY VISIBLE AT FINAL ASSEMBLY. OPTIONAL CONSTRUCTION TO BE "PED" OR NO LOGO.

PART TYPE	PART DRAWING
TITLE	
VOLUME (CUF)	2.386
EDITED CODE	
WEIGHT	6900

UNLESS OTHERWISE SPECIFIED
THIS DOCUMENT IS IN ACCORDANCE WITH ASME Y14.5M-1994 UNLESS OTHERWISE SPECIFIED. THIS DOCUMENT IS THE PROPERTY OF DELPHI. NO REPRODUCTION OR TRANSFER AND RELATED DATA MAY BE USED IN ANY INTEREST FROM AS DELPHI. THIS DOCUMENT IS SUBJECT TO CHANGE. DELPHI DOES NOT IS ESTABLISHED BY INTERPRETATION OF LOCATION TOLERANCES. DATUMS ARE ASSUMED TO BE PERFECT. DELPHI MAKES NO EXPRESS OR IMPLIED WARRANTY, REPRESENTATION OR GUARANTEE.
ALL DIMENSIONS ARE IN MILLIMETERS

REFERENCES

(J) PROCESS SENSITIVE DIMENSION

DIMENSIONS EXCLUDED FILLET & RADIUS. DIMENSIONS INCLUDED ARE TO TOLERANCE LIMITS AND ESTABLISHED

R 0.1 MAX
R 0.2 MAX
SHARP CORNER TOLERANCE

DIMENSIONAL TOLERANCE (MM)								
FROM	0	6	30	120	315	1000	2000	3150
TO	6	30	120	315	1000	2000	3150	4000
TOLERANCE (MM)	±0.15	±0.2	±0.3	±0.4	±0.5	±0.8	±1	±1.2

ANGULAR TOLERANCE (D)

THIRD ANGLE PROJECTION

DO NOT SCALE
USE MATH DATA

DELPHI

DELPHI PACKARD ELECTRIC SYSTEMS
WARREN,OH

		DATE
DR		
APVDR	E. RODRIGUEZ	08MY02
APVDR	E. RODRIGUEZ	08MY02
APVDR	R. COSTAS	08MY02
APVDR		
APVDR		

SUBSTANCES OF CONCERN AND RECYCLED CONTENT PER DELPHI 1094302I

MATERIAL: M2297001 - PEI BLK

DRAWING NAME: CONN 2 F M/P 280 BLK

DRAWING NUMBER: 15437241

SIZE	SCALE	TOTAL NO	SHEET NO	DTS	REV	INP
A0	5:1	1 OF 1	1 OF 1	R	01	AD