SYMBOL DEFINITION			MISSING NUMBERS
A DIMENSION WITHOUT AN INSPECTION REPORT SYMBOL (□) DOES NOT REQUIRE INSPECTION. IT MAY BE CONTROLLED ON AN INDIVIDUAL COMPONENT DRAWING.	TOTAL NO. OF SYMBOLS ON DRAWING	7	
	LAST NO. USED	10	

DWG STATUS DATE	STG	REV	N/P	CHG	ZONE	REVISION HISTORY	AUTH	DR	APVD 1	APVD 2
08AP99	R	01	-	-		ALL PARTS - WERE SEPARATE "B" SIZE DWG AND REVISED	188844	PHC	AUG	OG
08N001	R	02	-	-		12089188 - UPDATED PDM ATTRIBUTES	215045	MRL	MRL	DLB
18AU03	R	03	-	-		12020801, 12089188 & 12124580 - REVISED GRAPHICS	244852	ECB	AUG	JMP
23JA07	R	04	-	-		ALL ACTIVE PARTS - UPDATED PDM ATTRIBUTES	400088	JBD	AUG	EJM

SCALE 2:1

SCALE 2:1

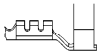

TYPE 102
SAME AS TYPE 101
EXCEPT AS SHOWN

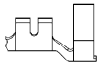

TYPE 103
SAME AS TYPE 101
EXCEPT AS SHOWN

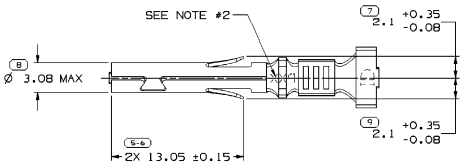

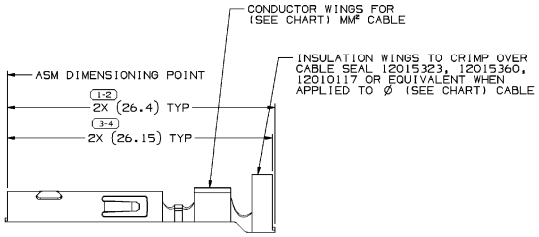

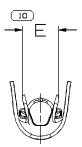

TYPE 101

NOTES

1. UNLESS OTHERWISE SPECIFIED AND/OR INDICATED: DIMENSIONS ARE TO FACE OF VIEW SHOWN AND AUTOMATICALLY ROUNDED BY COMPUTER FOR INSPECTION. (SEE MATH MODEL FOR PRECISE DIMENSIONS.) FOR ALL OTHER DIMENSIONS NOT SHOWN BUT REQUIRED FOR TOOL BUILD, SEE MATH MODEL FOR PRECISE TOOL PATH DATA.
2. "PXX" INDICATES "P" PLUS LAST TWO DIGITS OF MAKE DIE SERIES NUMBER (P01, P02, P03, ETC.).
3. TERMINAL DESIGNED FOR 3 MM² CABLE. TERMINAL IS RATED AT 20 AMPERES. -DO NOT EXCEED RATED CURRENT.

APPLICATION NOTE:
THESE TERMINALS DESIGNED FOR USE IN WEATHER PACK TOWER CONNECTORS WITH STABILIZERS LOCATED AT 11.25MM FROM THE LOCK SHOULDER.

PART NO	STG	REV	N/P	STATUS	MAT'L SIZE	MAT'L SPEC	CABLE SIZE (MM²)	MAX CABLE Ø	ID	TYPE	E±0.4
1212458l	R	B2	-		0.32X35.33	P1519358 425 TIN BRS EX HD SN PLTD	SEE NOTE #3	3.96	11	103	4.6
1212458O	R	O2	AC		0.32X35.33	P1519358 425 TIN BRS EX HD SN PLTD	2 - 1	3.96	15	103	3.6
12089188	R	A3	-		0.32X35.33	P1519358 425 TIN BRS EX HD SN PLTD	0.8 - 0.5	3.11	19	102	3
12034051	R	B7	-	OBSOLETE	0.32X35.33	P1519358 425 TIN BRS EX HD SN PLTD	0.8 - 0.5	3.11	19	102	3
12020801	R	C5	-		0.32X35.33	P1519358 425 TIN BRS EX HD SN PLTD	0.35	1.86	22	102	2.2
12015917	R	01	-	OBSOLETE	0.32X35.33	P1519358 425 TIN BRS EX HD SN PLTD	SEE NOTE #3	3.96	11	101	4.6
12010183	R	P8	-	OBSOLETE	0.32X35.33	P1519358 425 TIN BRS EX HD SN PLTD	0.8 - 0.5	3.11	19	101	3
12010182	R	P8	-	OBSOLETE	0.32X35.33	P1519358 425 TIN BRS EX HD SN PLTD	2 - 1	3.96	15	101	3.6

8 PROCESS SENSITIVE DIMENSION

DIMENSIONS ENCLOSED IN ( ) INDICATE REFERENCE DIMENSIONS AND NO TOLERANCE LIMITS ARE ESTABLISHED

DIMENSIONAL RANGE (MM)	CHART D
FROM 0 TO 12	>12
TOLERANCE UNLESS OTHERWISE SPECIFIED ±0.1	±0.2
ANGULAR TOLERANCE ±2°	

DWG TYPE: PART DRAWING
STYLE
VOLUME (CU³)
DISTR CODE

UNLESS OTHERWISE SPECIFIED
THIS DOCUMENT IS IN ACCORDANCE WITH ASME Y14.5M-1994 AS AMENDED BY THE IMI GLOBAL DIMENSIONING AND TOLERANCING ADDENDUM-2001. SEPARATE PATTERNS OF FEATURES MAY BE GAGED SEPARATELY REGARDLESS OF DATUM REFERENCES.

ALL DIMENSIONS ARE IN MILLIMETERS

REFERENCE

THIRD ANGLE PROJECTION

DO NOT SCALE
USE MATH DATA

DELPHI
DELPHI PACKARD ELECTRIC SYSTEMS
WARREN, OH

		DATE
DR		
APVD1	P H CASTRILLON	08AP99
APVD2	A UGALDE G	15AP99
APVD3	G ORANTES	15AP99
APVD4		
APVD5		

SUBSTANCES OF CONCERN AND RECYCLED CONTENT PER DELPHI (0949000)

MATERIAL: SEE CHART

DRAWING NAME: TAXI TERM F W/P SEALED

DRAWING NUMBER: 12010184

SIZE	SCALE	FRAME NO	SHEET NO	STG	REV	N/P
A1	5:1	1 OF 1	1 OF 3	R	04	-

User: 10049
Date: 2023/08 at 1050 SDT Date: 25 Jan 07 Time: 15:03
Wasserman