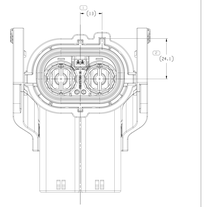

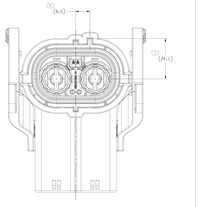

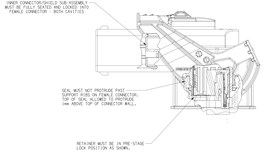

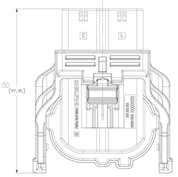

CUSTOMER NO.	ASSEMBLY PART NO.	REV.	TYPE	POSITION	DESCRIPTION	PART NO.	MATERIAL	COLOR	QUANTITY	REF. WEIGHT (G)
-	35128941	01	101	1	FEMALE HOUS/HO.CODE A	35120796	POLYAMIDE	GRY, RAL 7000	1	140.0
				2	CONN SEAL	33955791	RUBBER	NATURAL	1	
				3	SHIELD/HO CAN UPPER	7956711	COPPER ALLOY	NATURAL	2	
				4	UPPER INSULATION	35142197	POLYAMIDE	GRY, RAL 7038	2	
				5	SEAL RETAINER	35142138	POLYAMIDE	GRY, RAL 7038	1	
				6	LEVER,GRY,CODE A	35120796	POLYAMIDE	GRY, RAL 7038	1	
				7	CPA	35142154	POLYAMIDE	BLU, RAL 5012	1	
				8	SHIELD/HO CAN BOTTOM	33959935	COPPER ALLOY	NATURAL	2	
				9	BOTTOM INSULATION	35142200	POLYAMIDE	GRY, RAL 7038	2	
				10	HI/LL TERMINAL	33959990	COPPER ALLOY	NATURAL	1	
-	35165950	01	102	1	FEMALE HOUS/HO.CODE B	35165947	POLYAMIDE	GRY, RAL 7001	1	139.0
				2	CONN SEAL	33955791	RUBBER	NATURAL	1	
				3	SHIELD/HO CAN UPPER	7956711	COPPER ALLOY	NATURAL	2	
				4	UPPER INSULATION	35142197	POLYAMIDE	GRY, RAL 7038	2	
				5	SEAL RETAINER	35142138	POLYAMIDE	GRY, RAL 7038	1	
				6	LEVER,PAT,CODE B	35164134	POLYAMIDE	NAT	1	
				7	CPA	35142154	POLYAMIDE	BLU, RAL 5012	1	
				8	SHIELD/HO CAN BOTTOM	33959935	COPPER ALLOY	NATURAL	2	
				9	BOTTOM INSULATION	35142200	POLYAMIDE	GRY, RAL 7038	2	
				10	HI/LL TERMINAL	33959990	COPPER ALLOY	NATURAL	1	

SYMBOL DEFINITION:

A ELIMINATION WITHOUT AN INSPECTION REPORT SYMBOL, "A", OR ⓪ INDICATES NOT REQUIRE INSPECTION. IT MAY BE CONTROLLED ON THE INDIVIDUAL COMPONENT DRAWING.

⓪ INDICATES THE DIMENSION IS SHOWN ON THE PART DRAWING AND THE TOOL MUST BE QUALIFIED AT ⓪ BUT THE TOLERANCE SHOWN UNLESS SUPERSEDED BY A "TBST".

MISSING SYMBOL NO MISSING SYMBOL NUMBER

TOTAL NO OF INSPECTIONS REQUIRED: 14

LIST NO. 1000

14	
1	

REV. LTR	ZONE	REVISION HISTORY	ECN	BY	DATE
ORIGINAL		CREATED PART DRAWING	4183137	MB	14 MAY 2021
B	01	UPDATED PER ATTACH(S)	4191192	MB	30 JUL 2021
C	02	UPDATED PER ATTACH(S)	4195616	MB	14 JUL 2021

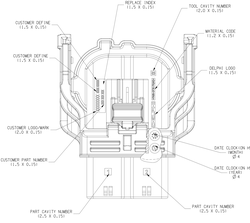

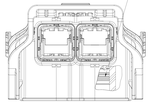

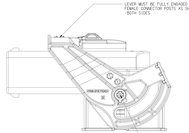

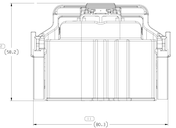

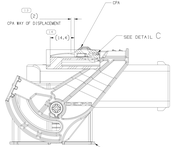

NOTES

1. UNLESS OTHERWISE SPECIFIED AND/OR INDICATED:
   DIMENSIONS ARE TO FACE OF VIEW SHOWN AND AUTOMATICALLY PROVIDED BY COMPUTER FOR INSPECTION OR MACHINE TOOL PROGRAMMING. DIMENSIONS MARKED WITH OTHER DIMENSIONS NOT SHOWN BUT REQUIRED FOR TOOL BUILD, SEE MATH MODEL FOR PRECISE TOOL PATH DATA.
2. PARTS MUST BE FREE OF DUST, DIRT, CARDBOARD FIBER, LOOSE METAL SLIVERS, OR ANY PART/DEBRIS THAT MAY CAUSE FIT OR FUNCTION CONCERNS.
3. PARTS MUST BE PACKAGED IN COMPARTMENTAL CONTAINERS OR TRAYS, ENCLOSED IN CLEAN POLYETHYLENE BAGS.
4. INDICATION OF WEIGHTS ONLY FOR INFORMATION, NOT FOR EVALUATION.
5. ONLY RECOMMENDED SOLVENTS ARE: TD-1201A OR ISOPROPYL ALCOHOL. NO OTHER SOLVENTS ARE ACCEPTABLE. ALL CABLE SUPPLIERS/VENDORS SUB MUST BE VALIDATED.
6. THE RAW MATERIAL OF ALL PLASTIC COMPONENTS MEET UL-94V0.

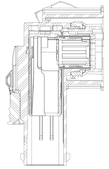

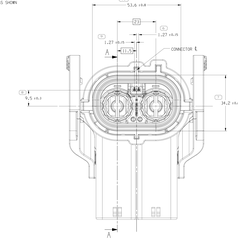

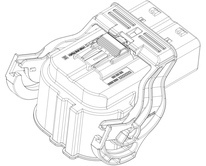

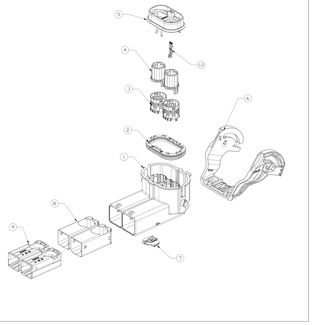

PROPRIETARY AND CONFIDENTIAL
INFORMATION CONTAINED IN THIS DRAWING IS THE SOLE PROPERTY OF APTIV. ANY REPRODUCTION IN PART OR AS A WHOLE WITHOUT THE WRITTEN PERMISSION OF APTIV IS PROHIBITED.

PART DRAWING

SEE CHART

UNLESS OTHERWISE SPECIFIED
DIMENSIONS ARE IN MILLIMETERS
DIMENSIONS APPLY TO THE FINISHED PART AFTER PLATING, COATING, OR OTHER FINISHES.
DIMENSIONS DO NOT INCLUDE FLASH.
TOLERANCES ARE IN MILLIMETERS
SURFACE FINISH

DRAWN	MICHAEL HUANG
CHECKED	MICHAEL HUANG
APPROVED	MICHAEL HUANG
STATUS	RELEASED

COMPONENT OF CONNECTOR ASSEMBLY
SEE DRAWING LIST FOR DETAILS

SEE DRAWING

TAXI CONN - HVOLTAGE

APTIV
CONNECTION SYSTEMS
4925 DEPHI ROAD
MIAMISBURG, OHIO 45342

THIRD ANGLE PROJECTION

SIZE A3 SCALE 1:1 WT. 0.0 KG

PROPRIETARY 33355780
A3 | 21 | 19 | 17 | 15 | 13 | 11

PROPRIETARY 33355780
A3 | 21 | 19 | 17 | 15 | 13 | 11

33355780