SYMBOL DEFINITION		MISSING SYMBOLS
A DIMENSION WITHOUT AN INSPECTION REPORT SYMBOL □ DOES NOT REQUIRE INSPECTION. IT MAY BE CONTROLLED ON THE INDUSTRIAL COMPONENT DRAWINGS.	TOTAL NO OF INSPECTIONS REQUIRED 31 LAST NO. USED 25	22-25

ECN DATE	DESIGNER	ECN NUMBER	REVISION HISTORY	NEW	BY	APPROVED
05/07/01	R	R1	- - - CLARIFIED BOX COLUMN & "SHA 1 OF 4" WAS "SHA 1 OF 5"	06/08/01	MARTY	06/01 DE
11/01/01	R	R2	- - - 12047844 - REVISED SIDE RAIL ATTRIBUTES FROM DATA TO STAMP GEOMETRY. REVISED MATERIAL SPEC NOT PROGRAMMED	01/11/01	JAMES	01/11
04/08/01	R	R3	- - - 12044971 - ADDED TO OVERHEAD PART DRAWING	01.08.04	MIKE	04/01 DS
02/04/02	R	R4	- - - REMOVED SUPERSEDED STAMP FOR 12047767 & 12047771	02/07/01	JOE	02/01 DS
12/01/01	R	R5	- - - 12047767 - MOUNTED PIN LEVEL	01/04/01	MARTY	01/04/01 DMM
17/01/01	R	R6	- - - 12047767 - UPDATED PIN ATTRIBUTES	04/08/01	JOE	05 TN
14/02/01	R	R7	- - - 12,12.7MM, 12,8MM, 12047771, 12047767 MATERIAL SPEC WAS MISSING	04/08/01	JOE	11/02 DM
17/02/01		R8	- - - 12047767, 12047771, 12,12.7MM, 12,8MM, 12,8MM & 12,12.7MM - CHANGED MATERIAL SPEC TO "MATERIAL SPEC NOT REQUIRED"	17/04/01	JOE	01 DM
19/02/01	R	R9	- - - 12047771, 12047767, 17,18,20,24, 12047771, 12,12.7MM & 12047767 - ADDED TOLERANCE TO NOTE	20/03/01	CTR	01/01 MM
11/04/01	R	R10	- - - 12047767 - UPDATED PIN ATTRIBUTES	20/04/01	MARTY	04/01 DMM
17/04/01	R	R11	- - - ALL ACTIVE PARTS - UPDATED PIN ATTRIBUTES	24/04/01	JOE	01 DMM
23/04/01	R	R12	- - - 12047767 - MATL SPEC WAS W2A6-154	24/04/01	MARTY	01/01 DMM
01/05/01	R	R13	- - - 12047767 & 12044971 - UPDATED MISSING CUSTOMER PART DRAWING	24/04/01	MARTY	01/01 TN
07/06/01	R	R14	- - - 12,17MM, 12,20MM, 12,18MM, 12,24MM, 12,12.7MM, 12,8MM, 12047767 - ADDED EXCLUDING CORN TO 12,8 & 12	06/01	MARTY	07/01 MM
08/06/01	R	R15	- - - 12047767, 12044971 & 12044971 - UPDATED PIN ATTRIBUTES	07/06/01	JOE	01/01 DS
16/08/01	R	R16	- - - ALL ACTIVE PARTS - PER WKS W2A & CUM W2 WKS 21-25 WKS	20/07/01	JOE	01/08 DS
14/10/01	R	R17	- - - 12,12.7MM - RELEASED	10/10/01	MIKE	10/01 DMM
17/10/01	R	R18	- - - 12,12.7MM, 12,8MM - UPDATED MATL DALLAS?	17/10/01	MIKE	10/01 DMM
24/01/02	R	R19	- - - 17,18,20,24 & 12,8MM - RELEASED	11/01/02	MIKE	01/02 TP
01/01/02	R	R20	- - - ALL ACTIVE/ELIGIBLE PARTS - ADDED "USED WITH" NOTE	11/01/02	MIKE	01/02 TP
11/01/02	R	R21	- - - ADDED 12047767 & 12044971 CARRIER STRIP VIEW	11/01/02	TOM	01/02 DLL
27/02/02	R	R22	- - - ALL ACTIVE PARTS - UPDATED PIN ATTRIBUTES	11/01/02	DLL	01/02 LB
11/02/02	R	R23	- - - ALL ACTIVE PARTS - ADDED "UNGAUGED" DIAGRAM ON GRAPH	11/01/02	DLL	01/02 LB

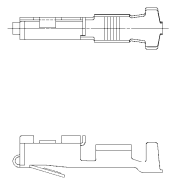

TYPE 102
SAME AS TYPE 101
EXCEPT AS SHOWN

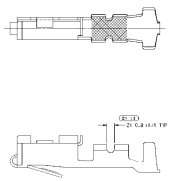

TYPE 103
SAME AS TYPE 101
EXCEPT AS SHOWN

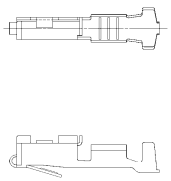

TYPE 104
SAME AS TYPE 101
EXCEPT AS SHOWN

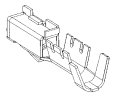

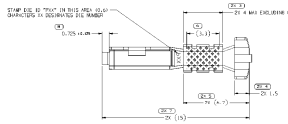

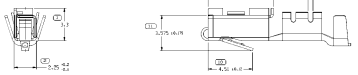

TYPE 101

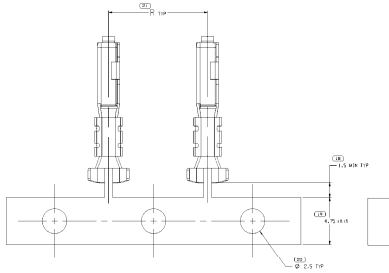

CARRIER STRIP VIEW

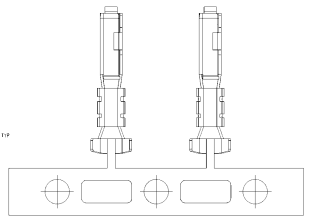

12047767 & 12044971
SAME AS OTHER CARRIER STRIP VIEW
EXCEPT AS SHOWN

NOTES

1. UNLESS OTHERWISE SPECIFIED AND/OR INDICATED:
   DIMENSIONS ARE TO FACE OF WIRE SHOWN AND AUTOMATICALLY PRODUCED BY COMPUTER FOR INSPECTION. (SEE WITH MODEL FOR PRECISE DIMENSION)
   FOR ALL OTHER DIMENSIONS NOT SHOWN BUT REQUIRED FOR TOOL BUILD, SEE WITH MODEL FOR PRECISE TOOL PATH DATA.
2. TERMINAL ENGAGE 3x TO 10x TERMINAL DIAMEWAGE 1.0x TO BE WITH BATED TO A DUAL-TRIER 9 LB WIRE REFERENCE STEEL BLOCK.
3. "FAX" INDICATES "F" PLUS LAST TWO DIGITS OF WIRE SERIES REVISION. (EXCLUDES TOOL DATA).
4. DO NOT PROBE. NOT OF OTHERWISE CONTACT THE INTERIOR REGION (THE SPACE BETWEEN THE SIDE RAILS) OF THE CONNECTOR WITH SHARP OBJECTS. SUCH ACTIONS MAY CAUSE DAMAGE, COMPROMISING THE PERFORMANCE OF THE ELECTRICAL INTERFACE.
5. MATERIAL USED IS CASH - TIN PLATED SILICON BRONZE

| | | |