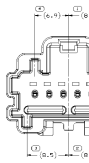

TYPE 104
SAME AS TYPE 101
EXCEPT AS SHOWN

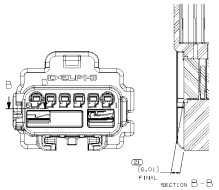

DELIVERY CONDITION TO
VEHICLE PLANT
FLS FINAL POSITION AFTER TERMINALS

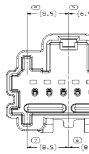

TYPE 103
SAME AS TYPE 101
EXCEPT AS SHOWN

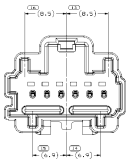

TYPE 106
SAME AS TYPE 101
EXCEPT AS SHOWN

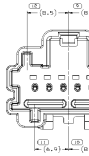

TYPE 107
SAME AS TYPE 101
EXCEPT AS SHOWN

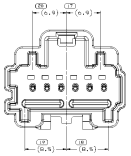

TYPE 105
SAME AS TYPE 101
EXCEPT AS SHOWN

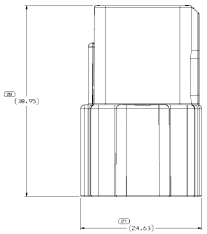

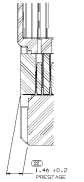

SECTION A-A

DELIVERY CONDITION TO
WIRE ASSEMBLY PLANT
FLS PRE-STAGED POSITION BEFORE TERMINALS

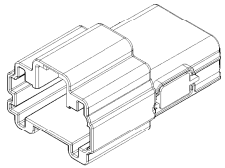

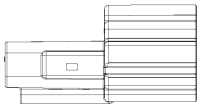

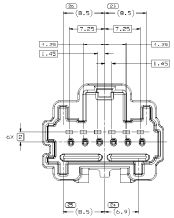

TYPE 101

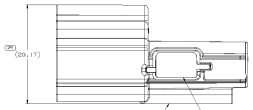

CONN - SEE CHART

FLS - SEE CHART

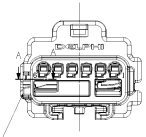

PRE-STAGE FLS

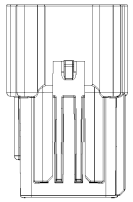

SYMBOL DEFINITION		MISSING SYMBOLS
A DIMENSION WITHOUT AN INSPECTION REPORT SYMBOL (□) DOES NOT REQUIRE INSPECTION. IT MAY BE CONTROLLED ON THE INDIVIDUAL COMPONENT DRAWINGS.	TOTAL NO OF INSPECTIONS REQUIRED: 29	NO MISSING SYMBOL NUMBER
	LAST NO. USED: 29	

REVISION HISTORY										
DATE	DR	CHK	APVD	CHG	REVISION HISTORY	NEW	BY	APVD	REV
01JAN15	R	RG	-	-	-	ALL PARTS RELEASED	42915	TAT	TATAHL	A
09AUG16	R	RG	-	-	-	ALL PARTS - UPDATED CONN & FLS TO LATEST REVISION	42736	RMW	RMWHAL	B
22APR19	R	RG	-	-	-	ALL PARTS - UPDATED CONN AND FLS	43239	GBD	GBDWAL	C
17APR20	R	RG	-	-	-	ALL PARTS - ADDED "TERMINAL INSERTION FORCE" AND "SEALED TERMINAL INSERTION FORCE" REQUIREMENT SECONDARY LOCK FORCE" AND "PRESTAGE SECONDARY LOCK FORCE"	43836	MDC	MADWAL	D
17JAN21	R	RG	-	-	-	ALL PARTS - UPDATED CONN AND SECONDARY LOCK TO LATEST REVISION LEVEL	43921	MVC	MVCWAL	E
10DEC21	R	RG	-	-	-	LOCTENA ST. JUSTINIAN - UPDATED PDM ATTRIBUTES	44489	MVC	MVCWAL	F

PART NO	REV	SUP	TYPE	CONN	FLS
2.25-2.5-2	04	AA	LOK	2.25-2.5-2	2.25-2.5-2
1.25-2.5-2	04	AA	LOK	1.25-2.5-2	1.25-2.5-2
1.25-2.5-2	04	-	LOK	1.25-2.5-2	1.25-2.5-2
2.25-2.5-2	04	-	LOK	2.25-2.5-2	2.25-2.5-2
1.25-2.5-2	04	-	LOK	1.25-2.5-2	1.25-2.5-2
1.25-2.5-2	04	-	LOK	1.25-2.5-2	1.25-2.5-2

NOTES:

1. UNLESS OTHERWISE SPECIFIED AND/OR INDICATED:
   DIMENSIONS ARE TO FACE OF VIEW SHOWN AND AUTOMATICALLY GENERATED BY COMPUTER FOR INSPECTION PURPOSES. ALL DIMENSIONS ARE FOR REFERENCE ONLY. OTHER DIMENSIONS NOT SHOWN BUT REQUIRED FOR TOOL BUILD, SEE MATH MODEL FOR PRECISE TOOL PATH DATA.
2. FOR APPLICATION DATA SEE THE INDIVIDUAL APPLICATION DRAWINGS.
3. TERMINAL INSERTION FORCE INTO CONNECTOR WITH SECONDARY LOCK SEATED FOR CABLE 1.0 MM² TERMINAL WILL NOT FULLY SEAT AND LOCK AT MINIMUM FORCE OF 15N.
4. INDEPENDENT SECONDARY LOCK RETENTION CAPABILITY: PRE-LOCK TO FINAL LOCKED WITHOUT TERMINALS 15N MINIMUM.
5. INDEPENDENT SECONDARY LOCK RETENTION FORCE OF SEALED 1SL 50N MAXIMUM.
6. PRESTAGE SECONDARY LOCK INSERTION 50N MAXIMUM.

DELPHI

DELPHI PACKARD ELECTRICAL/ELECTRONIC ARCHITECTURE
WARREN, OH
COPYRIGHT 2003 DELPHI TECHNOLOGIES INC. IN ATTLEBORO, MA.
THIS DRAWING IS THE PROPERTY OF DELPHI TECHNOLOGIES INC. IN ATTLEBORO, MA. IT IS LOANED TO THE RECIPIENT FOR THE PURPOSE OF QUOTATION OR MANUFACTURE. REPRODUCTION OR DISCLOSURE TO OTHERS IS PROHIBITED WITHOUT WRITTEN PERMISSION.

DATE	
APVD - 1 ELEV	01.2013
APVD - 2 PLAN	01.2013
APVD - 3 ENG	01.2013
APVD - 4 MFG	
APVD - 5 QUAL	

SUBSTANCE OF CONCERN NO REQUIRED
CONTROL PARTS(NO) (PARTS)

DRAWN BY: Ed Grant

DRAWING NAME: TAXI ASM CONN & W DOS v.2

DRAWING CHANGE: 33257502

SIZE	SCALE	SHEET	OF	REV	DRAWING NUMBER
A1/2	5:1	2	2	9	15

33257502

A1/2 5:1 2 OF 2 9 15

3352A205