SYMBOL DEFINITION			MISSING SYMBOLS
A DIMENSION WITHOUT AN INSPECTION REPORT SYMBOL (□) DOES NOT REQUIRE INSPECTION. IT MAY BE CONTROLLED ON THE INDIVIDUAL COMPONENT DRAWING.	TOTAL NO OF INSPECTIONS REQUIRED	21	NO MISSING SYMBOL NUMBER
	LAST NO. USED	19	

DWG STATUS					ZONE	REVISION HISTORY	AUTH	DR	APVD	APVD
DATE	SIZE	REV	N/P	CHG						
22N017	R	01	-	-	-	J5102765, J5102766, J5129495 - RELEASED PART DRAWING	438258	ASL	JAM	LES
01AU18	R	02	-	-	-	ALL PARTS 1-6 WAS 0.5-6.5 AND 6-14 WAS 6-20 ON "BUNDLE SIZE" COLUMN AND CORRECTED HEADERS ON P/N CHART 12 PLCS1; J5129495 - UPDATED PART AVAILABILITY	440541	DAV	JAM	LES
12SE18	R	03	-	-	-	ALL PARTS - UPDATED NECK CLEARANCE VIEW, AND REMOVED (E); J5102765,66 - OBSOLETE	440990	AHG	AHG	LES

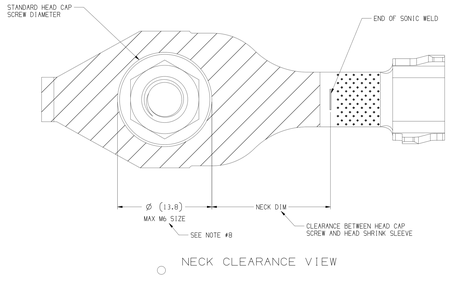

NECK CLEARANCE VIEW

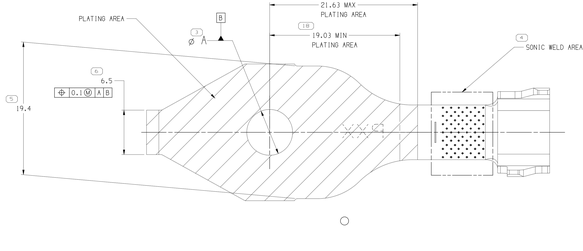

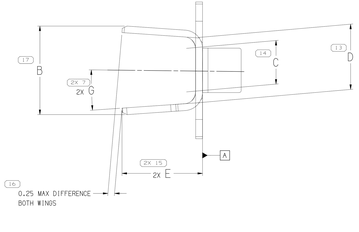

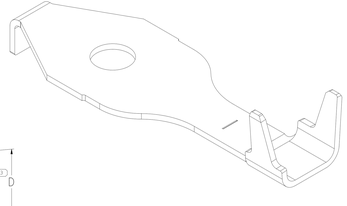

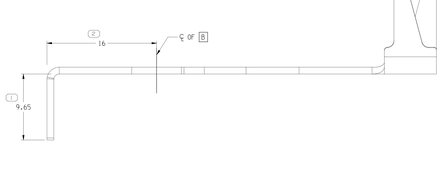

TYPE 1202
SAME AS TYPE 1201
EXCEPT AS SHOWN

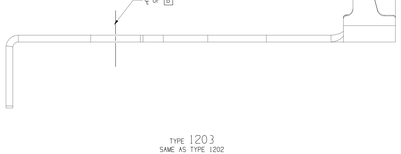

TYPE 1203
SAME AS TYPE 1202
EXCEPT AS SHOWN

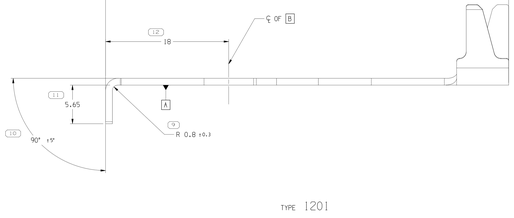

TYPE 1201

NOTES

1. UNLESS OTHERWISE SPECIFIED AND/OR INDICATED:
   DIMENSIONS ARE TO FACE OF VIEW SHOWN AND
   AUTOMATICALLY ROUNDED BY COMPUTER FOR INSPECTION
   (SEE MATH MODEL FOR PRECISE DIMENSIONS). FOR ALL
   OTHER DIMENSIONS NOT SHOWN BUT REQUIRED FOR TOOL
   BUILD, SEE MATH MODEL FOR PRECISE TOOL PATH DATA.
2. TERMINAL MUST BE MADE USING FIN-LUBE D177 STAMPING LUBE OIL. ANY OTHER LUBRICANT MUST BE APPROVED BY PRODUCT ENGINEERING.
3. TERMINALS ARE TO BE SINGULATED FROM CARRIER AND PLACED IN CLEAN CLOSED PLASTIC BAG PRIOR TO STORAGE AND SHIPMENT.
4. PRE-PLATED SELECTIVE MATTE TIN (99.9%) AS DIMENSIONED.
5. SONIC WELD AREA AS DEFINED ON DRAWING MUST BE KEPT FREE OF TIN PLATING OR OTHER COATING/PLATING.
6. PARTS SHALL BE FREE OF DEBRIS; RESIDUAL ABRASIVE MATERIALS; CORROSION PRODUCTS; OIL/LUBRICANT AND ANY EXTERNAL RESIDUE.
7. PARTS MUST BE KEPT THE SONIC WELDING AREA DRY PRIOR TO THE WELDING PROCESS.
8. NUT IMAGE GIVEN AS REFERENCE FOR "NECK DIMENSION".

12.8	1/2	M12
10.34	3/8	M10
8.5	5/16	M8
6.7	1/4	M6
5.53	3/16	M5
4.4	5/32	M4
Ø A ±0.13 HOLE	STANDARD SCREW/STUD SIZE	METRIC

PART NO	REV	N/P	TYPE	MAT'L SIZE	MATERIAL SPECIFICATION	SCREW/STUD SIZE M6	M8	M10	ANTI-ROTATION	BUNDLE SIZE MM²	(NECK DIM)	NO. OF WIRES (MIN-MAX)	B ±0.5	C	(D)	(E)	(F)	(G)
J5102766	01	AB	1203	1.0 X 70.0	COOPER ALLOY	X	-	-	YES	1-6	17.33	1 - 8	10.46±1	3.5	6.53	10.15	56.93	6°
J5102765	01	AB	1202	1.0 X 70.0	COOPER ALLOY	X	-	-	YES	6-14	17.33	1 - 12	12.95	6.37	9.54	11.77	56.93	5°
J5129495	01	AB	1201	1.0 X 70.0	COOPER ALLOY	X	-	-	YES	6-14	17.33	1 - 12	12.95	6.37	9.54	11.77	58.93	5°

DRAWING NUMBER: 15485965
SIZE A1x3 | SCALE 5:1 | SHEET 2 OF 2 | SHEET NO 120F | REV R | REQ 03 | N/P -

SYMBOLS
(B) PROCESS SENSITIVE DIMENSION
DIMENSIONS ENCLOSED IN ( ) INDICATE REFERENCE DIMENSIONS AND NO TOLERANCE REQUIRED UNLESS OTHERWISE SPECIFIED

GENERAL TOLERANCE	
DECIMALS	
.XX	±0.25
.XXX	±0.127
.XXXX	±0.0127
ANGLES	
±0.5°	

DIMENSIONAL RANGE (MM)	CHAMF (X)
0 - 12	>0
12 - 25	>2
25 - 50	>4
50 - 100	>5
100 - 150	>6
150 - 200	>8
200 - 250	>10
250 - 300	>12

UNLESS OTHERWISE SPECIFIED
ANGLES TO REFERENCE 20°

THIRD ANGLE PROJECTION

DO NOT SCALE
USE MATH DATA

NX

THIS DRAWING IS THE PROPERTY OF APTIV AND CONTAINS APTIV CONFIDENTIAL INFORMATION. THE RECEIPT OR POSSESSION OF THIS DRAWING OR UTILIZATION OF THIS DOCUMENT OR ITS RELATED CAD MATH DATA, NO WILL NOT BE COMMUNICATION OF ANY CONTENT TO OTHERS, WITHOUT EXPRESS AUTHORIZATION, IS PROHIBITED.

		DATE
DR		
APVD1	ANGEL SORIANO	22N017
APVD2	J. VILLAMIL	22N017
APVD3	EDUARDO SOLANO	22N017
APVD4		
APVD5		

SUBSTANCES OF CONCERN AND RECYCLED CONTENT PER APTIV (DRAWING)

MATERIAL
SEE CHART

ALL DIMENSIONS ARE IN MILLIMETERS

REFERENCE

DRAWING NAME
TAXI TERM RING SONIC

DRAWING NUMBER
15485965

SIZE A1x3 | SCALE 5:1 | 1 OF 2 | 12 OF | REV R | 03 | N/P -

PART DRAWING

UNLESS OTHERWISE SPECIFIED

THIS DOCUMENT IS IN ACCORDANCE WITH ASME Y14.5M-1994 UNLESS OTHERWISE SPECIFIED. ALL DIMENSIONS AND TOLERANCES INCLUDE COATING. SEPARATE MATERIAL OF FEATURES MAY BE GAGED SEPARATELY REGARDLESS OF DATUM REFERENCES.

A ⟨⟨⟨⟨⟨⟨ LINE DRAWN THROUGH A PART NUMBER INDICATES THAT PHYSICAL PARTS ARE NOT AVAILABLE FOR ORDERING.

PART NUMBERS THAT DO NOT HAVE A LINE PRESENT INDICATE THAT PHYSICAL PARTS ARE AVAILABLE FOR ORDERING.

CONTACT APTIV SALES TO ASSURE AVAILABILITY OF PARTS.

MW TYPE
PART DRAWING

TITLE

VOLUME (CM³)

SYSTEM UNIT
D

APTIV
CONNECTION SYSTEMS
WARREN, OH

COPYRIGHT 2017 APTIV. ALL RIGHTS RESERVED.

1 2 3 4 5 6 7 8 9 10 11 12 13 14 15 16 17 18 19 20 21 22 23 24

Part 15485965 Rev 03 Sheet 2 Page 12 of 12 Time: 07:09:13