SYMBOL DEFINITION		
A DIMENSION WITHOUT AN INSPECTION REPORT SYMBOL [ ] DOES NOT REQUIRE INSPECTION. IT MAY BE CONTROLLED ON THE INDIVIDUAL COMPONENT DRAWING.	TOTAL NO OF INSPECTIONS REQUIRED	15
	LAST NO. USED	16

MISSING SYMBOLS
2

DWG STATUS DATE	STS	REC	N/P	CHG	TONE	REVISION HISTORY	AUTH	DR	APVD 1	APVD 2
190C04	R	01	-	-		ALL PARTS - WERE SEPARATE DWGS	260108	JPS	JVM	WRK
030C07	R	02	-	-		ALL PARTS - ADDED NOTE #5	492517	JS	JS	WTM
25JA10	R	03	-	-		ALL PARTS - DIM 4 MAX EXCLUDING COIN WAS 3.8+/-0.15	439882	RHG	HAD	RHG
08DE10	R	04	-	-		ALL PARTS - UPDATED PDM ATTRIBUTES	412831	HT	HT	PRC

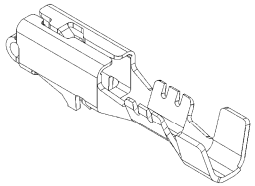

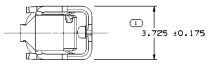

VIEW TO X-X

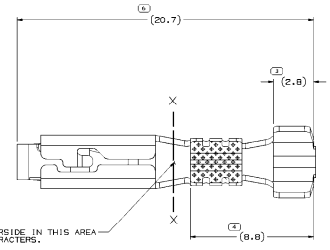

6 STAMP "PXX" ON UNDERSIDE IN THIS AREA WITH (0.6) HIGH CHARACTERS.

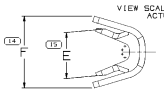

VIEW SCALE DOES NOT REFLECT ACTUAL PART SIZE

VIEW TO X-X

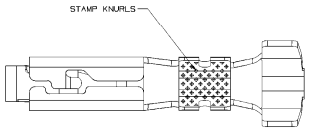

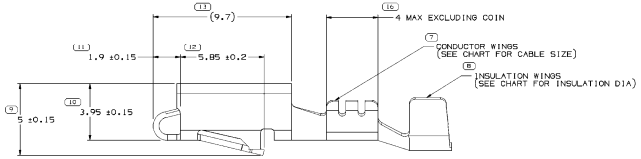

TYPE 201

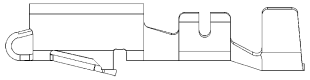

TYPE 202
SAME AS TYPE 201
EXCEPT AS SHOWN

NOTES

1. UNLESS OTHERWISE SPECIFIED AND/OR INDICATED: DIMENSIONS ARE TO FACE OF VIEW SHOWN AND AUTOMATICALLY ROUNDED BY COMPUTER FOR INSPECTION (SEE MATH MODEL FOR PRECISE DIMENSIONS). FOR ALL OTHER DIMENSIONS NOT SHOWN BUT REQUIRED FOR TOOL BUILD, SEE MATH MODEL FOR PRECISE TOOL PATH DATA.
2. A 0.4 R IS PERMISSIBLE ON ALL "SHARP" CORNERS UNLESS OTHERWISE SPECIFIED. ALL LOCKING FEATURES MUST HAVE SHARP CORNERS.
3. VISIBLE CRACKS ARE NOT PERMISSIBLE
4. RECOMMENDED MATING BLADE 2.8 X 0.8!
5. DO NOT PROBE, TEST OR OTHERWISE CONTACT THE INTERIOR REGION (THE SPRING OR ANY MOVING PART) OF THIS TERMINAL. SEVERE DAMAGE CAN OCCUR, COMPROMISING THE PERFORMANCE OF THE ELECTRICAL INTERFACE.

UNPLATED					PLATED					CABLE					
PART NO	REV	N/P	STATUS	MAT'L SIZE	MAT'L SPEC	PART NO	REV	N/P	STATUS	MAT'L SPEC	SIZE (MM²)	DIA	ID	BLANK TYPE	E ±0.4	F ±0.4
				0.406 X 32.54		12066274	C4	-		P-1519-027	0.35-0.5	1.3-2.2	21	201	2.4	3.8
				0.406 X 32.54		12047958	D4	-		P-1519-027	1-2	2.48-3.97	15	202	3.7	6
				0.406 X 32.54		12047957	D5	-		P-1519-027	0.5-0.8	1.87-3.13	19	201	3.2	5

DWG TYPE: PART DRAWING
STYLE
VOLUME (CM³) | SURFACE (DM²)

UNLESS OTHERWISE SPECIFIED
TOLERANCE DIMENSIONS WITH CODE (12.34) FROM DELPHI STANDARD DWG 1519-027 ARE TO BE CALCULATED ACCORDING TO DELPHI STANDARD 1519-027 FEATURES 001 BY ENDS DEPENDING ON SIZE REFERENCE.

ALL DIMENSIONS ARE IN MILLIMETERS

REFERENCE

[ ] PROCESS INSPECTION STANDARD
DIMENSIONS INCLUDED IN [ ] INDICATE DIMENSIONS TO BE INSPECTED AS PER "CLEARANCE LIMITS FOR DETAIL PARTS"

DIMENSIONAL RANGE (MM) | SCHEM C
FROM 0 | >12
TO 12 | 30

TOLERANCE UNLESS OTHERWISE SPECIFIED
ANGLE ±0.5°
LINEAR ±0.05

THIRD ANGLE PROJECTION

DO NOT SCALE

USE MATH DATA

DELPHI
DELPHI PACKARD ELECTRICAL/ELECTRONIC ARCHITECTURE
WARREN, OH

	DATE
DR APVD1 B. PEARCE	24MR80
APVD2 R. BENLAN	24MR80
APVD3 A. WINYARD	25MR80
APVD4	
APVD5	

SUBSTANCES OF CONCERN AND RECYCLED CONTENT FOR DELPHI (ENVIRO)

MATERIAL
SEE CHART

DRAWING NAME
TAXI TERM F M/P 280

DRAWING NUMBER
12015082

SIZE	SCALE	TRANS MT	SHEET NO	NO	REV	N/P
A0	1011	1 OF 1	2 OF	R	04	-