SYMBOL DEFINITION		
A DIMENSION WITHOUT AN INSPECTION REPORT SYMBOL DOES NOT REQUIRE INSPECTION. IT MAY BE CONTROLLED ON THE INDIVIDUAL COMPONENT DRAWING.	TOTAL NO OF INSPECTIONS REQUIRED	132
	LAST NO. USED	14

MISSING SYMBOLS
NO MISSING SYMBOL NUMBER

DWG STATUS					ZONE	REVISION HISTORY	AUTH	DR	APVD	APVD
DATE	SIZE	REV	N/P	CHG						
12MR19	R	01	-	-	-	ALL PARTS - RELEASED PART DRAWING	442667	CDD	CDD	JSK
19SE19	R	02	-	-	-	J5283943-44 - UPDATED PART AVAILABILITY	550086	JLL	JAA	JSK
28NO19	R	03	-	-	-	ALL PARTS - UPDATED ISL TO LATEST REV	550526	JDM	JDM	HH
27FE20	R	04	-	-	-	ALL PARTS - REMOVED "PRELIMINARY DRAWING FOR PIR APPROVAL" STAMP	551144	LDD	JAA	AC

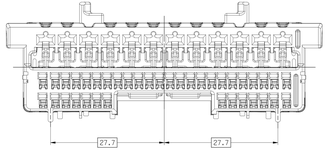

TYPE 202
SAME AS TYPE 201
EXCEPT AS SHOWN

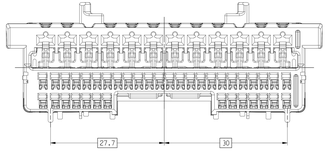

TYPE 203
SAME AS TYPE 201
EXCEPT AS SHOWN

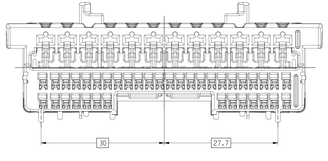

TYPE 204
SAME AS TYPE 201
EXCEPT AS SHOWN

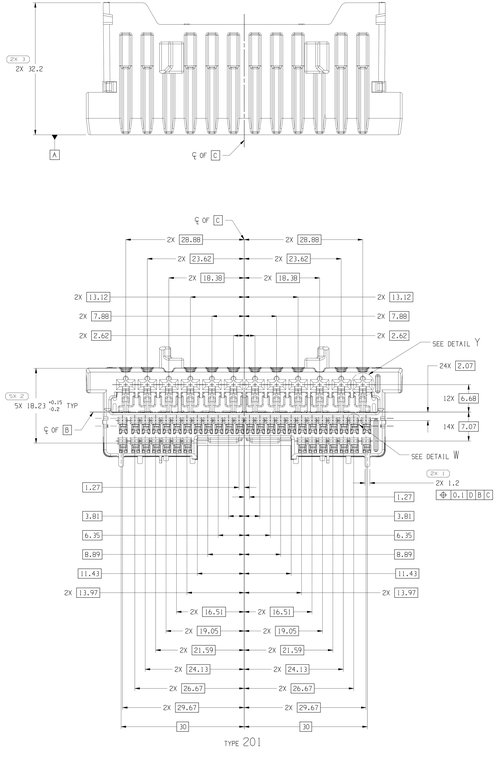

TYPE 201

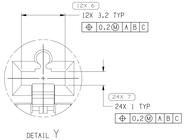

DETAIL Y
SCALE 10:1

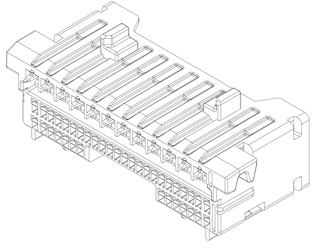

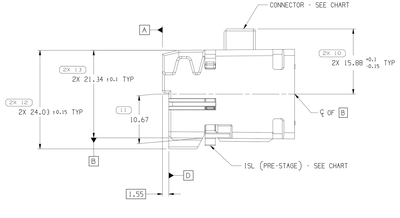

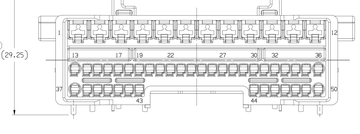

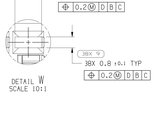

DETAIL W
SCALE 10:1

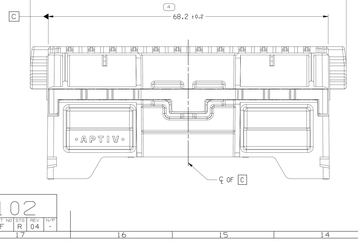

NOTES

1. UNLESS OTHERWISE SPECIFIED AND/OR INDICATED:

   DIMENSIONS ARE TO FACE OF VIEW SHOWN AND AUTOMATICALLY ROUNDED BY COMPUTER FOR INSPECTION (SEE MATH MODEL FOR PRECISE DIMENSIONS). FOR ALL OTHER DIMENSIONS NOT SHOWN BUT REQUIRED FOR TOOL BUILD, SEE MATH MODEL FOR PRECISE TOOL PATH DATA.

2. SEALING CODE 0 - UNSEALED

3. THIS PRODUCT IS NOT CATEGORIZED AS AN APPEARANCE ITEM. MINOR IMPERFECTIONS INCLUDING, BUT NOT LIMITED TO, FLOW MARKS, COLOR BLEMISHES, GATE VESTIGE, AND SOFT FLASH THAT DO NOT AFFECT THE FIT, FORM, OR FUNCTION OF THE PART ARE PERMISSIBLE PER EANP.4-1.CS.01_EN.

4. FOR APPLICATION DATA SEE THE INDIVIDUAL APPLICATION DRAWINGS.

PART NO	REV	N/P	TYPE	CONNECTOR	ISL
J5283946	01	AB	204	J5321956	33390125
J5283945	01	AB	203	J5321955	33390125
J5283944	01	AC	202	J5321954	33390125
J5283943	01	AC	201	J5321953	33390125

(N/A) PROCESS SENSITIVE DIMENSION

DIMENSIONS ENCLOSED IN ( ) INDICATE REFERENCE DIMENSIONS AND NO TOLERANCE WILL BE ESTABLISHED.

DIMENSIONAL RANGE (MM)									
0.5	> 6	> 30	> 80	> 120	>400	>1000	>2000	>4000	
TO	30	80	120	400	1000	2000	4000	8000	
TOLERANCE (UNLESS OTHERWISE SPECIFIED)									
±0.25	±0.5	±0.8	±1.2	±2.5	±4	±6	±8	±10	
ANGULAR TOLERANCE ±0°									

THIRD ANGLE PROJECTION

DO NOT SCALE

USE MATH DATA

NX

ALL DIMENSIONS ARE IN MILLIMETERS

REFERENCE

SEE CHART

DRAWING NAME

TAXI ASM CONN 50 F OCS

DRAWING NUMBER

33390102

SIZE	SCALE	FRAME NO	SHEET NO	TYPE	REV	N/P
A1x3	3:1	1 OF 2	2 OF	R	04	-

LINE DRAWN THROUGH A PART NUMBER INDICATES THAT PHYSICAL PARTS ARE NOT AVAILABLE FOR ORDERING.

PART NUMBERS THAT DO NOT HAVE A LINE PRESENT INDICATE PHYSICAL PARTS ARE AVAILABLE FOR ORDERING.

CONTACT APTIV SALES TO ASSURE AVAILABILITY OF PARTS.

DWG TYPE

PART DRAWING

TITLE

VOLUME (CM³)

SYSTEM CODE

UNLESS OTHERWISE SPECIFIED

THIS DOCUMENT IS IN ACCORDANCE WITH ASME Y14.5M-1994 UNLESS OTHERWISE SPECIFIED. GENERAL FINISH AND TOLERANCING MAXIMUM COST. SEPARATE PATTERNS OF FEATURES MAY BE GAGED SEPARATELY REGARDLESS OF DATUM REFERENCES.

DR			DATE
APVD1	CARLOS DELGADILLO		12MR19
APVD2	CARLOS DELGADILLO		12MR19
APVD3	JUSTIN S. KOPELOS		12MR19
APVD4			
APVD5			

SUBSTANCES OF CONCERN AND RECYCLED CONTENT PER APTIV (DRAWING)

APTIV
CONNECTION SYSTEMS
WARREN, OH
COPYRIGHT 2019 APTIV. ALL RIGHTS RESERVED.
THIS DRAWING IS THE PROPERTY OF APTIV AND CONTAINS APTIV CONFIDENTIAL INFORMATION. THE INFORMATION CONTAINED HEREIN OR THE UTILIZATION OF THIS DOCUMENT OR ITS RELATED CAD MATH DATA, MUST NOT BE COMMUNICATED OR ANY CONTENTS TO OTHERS, WITHOUT EXPRESS AUTHORIZATION, IS PROHIBITED.

33390105

Author: A.PRICE
Date: 13-Mar-20 Time: 08:46:15
Sheet: 1 Size: A1x3