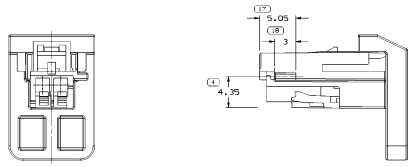
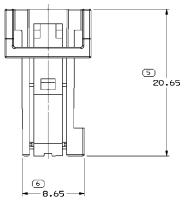
| SYMBOL DEFINITION | | |
|---|---|---|
| A DIMENSION WITHOUT AN INSPECTION REPORT SYMBOL [ ] DOES NOT REQUIRE INSPECTION. IT MAY BE CONTROLLED ON THE INDIVIDUAL COMPONENT DRAWING. | TOTAL NO OF INSPECTIONS REQUIRED | 23 |
| | LAST NO. USED | 18 |

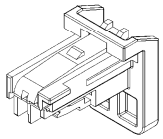
MISSING SYMBOLS: NO MISSING SYMBOL NUMBER

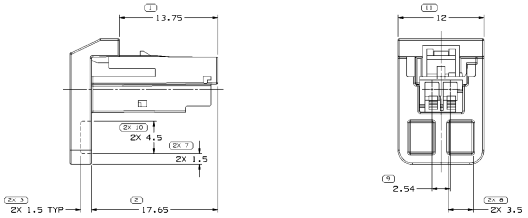
| DWG STATUS DATE | STS | REC | N/P | DIB | ZONE | REVISION HISTORY | AUTH | DR | APVD/APVD 1 | 2 |
|---|---|---|---|---|---|---|---|---|---|---|
| 03JL12 | R | 01 | - | - | | RELEASED - ALL PARTS | 418748 | CFH | MC | MC |
| 11DEI2 | R | 02 | - | - | | REVISED GRAPHICS | 420752 | CFH | RC | CFH |
| 20DEI3 | R | 03 | - | - | | UPDATED PDM ATTRIBUTES | 424256 | CFH | CFH | CFH |
| 16JL14 | R | 14 | - | - | | CHANGED PSD WAS 6 | 427653 | CFH | CFH | CFH |




TYPE 102
SAME AS TYPE 101
EXCEPT AS SHOWN






TYPE 101

NOTES

1. UNLESS OTHERWISE SPECIFIED AND/OR INDICATED:

   DIMENSIONS ARE TO FACE OF VIEW SHOWN AND AUTOMATICALLY ROUNDED BY COMPUTER FOR INSPECTION (SEE MATH MODEL FOR PRECISE DIMENSIONS). FOR ALL OTHER DIMENSIONS NOT SHOWN BUT REQUIRED FOR TOOL BUILD, SEE MATH MODEL FOR PRECISE TOOL PATH DATA.

2. THIS PRODUCT IS NOT CATEGORIZED AS AN APPEARANCE ITEM. MINOR IMPERFECTIONS INCLUDING, BUT NOT LIMITED TO, FLOW MARKS, COLOR BLEMISHES, GATE VESTIGE, AND SOFT FLASH THAT DO NOT AFFECT THE FIT, FORM, OR FUNCTION OF THE PART ARE PERMISSIBLE PER DPNP-4.7-CS-01.

3. (2.3)X(0.1) DELPHI CORPORATE BRAND TO BE LOCATED ON ANY EXTERIOR SURFACE, PREFERABLY VISIBLE AT FINAL ASSEMBLY. OPTIONAL CONSTRUCTION FOR EXISTING TOOLING MAY BE "PED" OR NO LOGO.

4. FOR APPLICATION DATA SEE THE INDIVIDUAL APPLICATION DRAWINGS.

| PART NO | REV | N/P | MATERIAL SPECIFICATION AND COLOR | TYPE | VOLUME |
|---|---|---|---|---|---|
| 13960968 | 02 | AB | POLYAMIDE COMPOUND GRAY | 102 | 0.839 |
| 13954932 | 02 | AB | POLYAMIDE COMPOUND NATURAL | 101 | 0.840 |

THE DRAWN TERMINAL / PORT NUMBER INDICATES THAT PHYSICAL PARTS ARE NOT AVAILABLE FOR ORDERING.

PART NUMBERS THAT DO NOT HAVE A LINE PRESENT UNDER/OVER THAT PHYSICAL PARTS ARE AVAILABLE FOR ORDERING.

CONTACT DELPHI SALES TO ASSURE AVAILABILITY OF PARTS.

DWG TYPE: PART DRAWING

STYLE:

VOLUME (CM³): SEE CHART

SHEET SIZE: D

UNLESS OTHERWISE SPECIFIED
DATA ACCORDANCE TO IS ACCORDANCE WITH ISO 1101:2004 (MIN) ASME Y14.5M-1994 (MAX) DATUMS AND TRUE POSITION TOLERANCING APPLIED AT MMC UNLESS OTHERWISE NOTED. FEATURES NOT TO BE SUBJECT TO ANY SIZE FEATURE BOUNDARY.

ALL DIMENSIONS ARE IN MILLIMETERS

REFERENCE

( 2 ) MOLDING INJECTION STANDARD
DIMENSIONS (NO CRACK) AT 2 (.1 MAXIMUM) SHRINKAGE ALLOWANCE ARE NO CLEARANCE LIMITS ARE EQUAL PARTS

ATMOSPHERICAL MOISTURE (MAX)

| CLASS | A | B | C | D | E | F | G | H | I | J |
|---|---|---|---|---|---|---|---|---|---|---|
| FROM | 0.0 | 0.20 | 0.40 | 0.70 | 1.00 | 1.50 | 2.00 | 2.50 | 3.00 | 4.00 |
| TO | 0.20 | 0.40 | 0.70 | 1.00 | 1.50 | 2.00 | 2.50 | 3.00 | 4.00 | |

TOLERANCE DEVIATION SPECIFICATION

| LINEAR | ANGULAR | RADIUS | FILLET | CHAMFER |
|---|---|---|---|---|
| DIN 16901 GRADE | ISO 2768 | ±1 | ±1 | ±1 |

DRAFT ANGLE: 1.0°

SURFACE FINISH: VDI 3400 #33

THIRD ANGLE PROJECTION

DO NOT SCALE

USE MATH DATA


DELPHI
DELPHI PACKARD ELECTRICAL/ELECTRONIC ARCHITECTURE



COPYRIGHT 2012 DELPHI TECHNOLOGIES PLC AND/OR ITS AFFILIATES. ALL RIGHTS RESERVED.
PROPRIETARY INFORMATION
THIS DRAWING IS THE PROPRIETARY PROPERTY OF DELPHI AND IS NOT TO BE REPRODUCED OR USED IN WHOLE OR IN PART WITHOUT WRITTEN PERMISSION OR AS SPECIFICALLY AUTHORIZED BY CONTRACT WITH DELPHI. IF THIS DRAWING IS LOANED IT IS SUBJECT TO RECALL AT ANY TIME BY DELPHI. IT IS LOANED SUBJECT TO THE CONDITION THAT THE PERSONS RECEIVING IT, THEIR EMPLOYEES AND AGENTS WILL, IN CONSIDERATION OF THE LOAN, MAINTAIN THE CONTENTS IN CONFIDENCE AND NOT COPY OR REPRODUCE IT, OR DISCLOSE IT TO OTHERS, WITHOUT EXPRESS AUTHORIZATION FROM DELPHI.


| BY | DATE |
|---|---|
| APVD1 CYNTHIA FRABA | 03JL12 |
| APVD2 MARIO MARTINEZ | 03JL12 |
| APVD3 MARIO MARTINEZ | 03JL12 |
| APVD4 | |
| APVD5 | |

SUBSTANCES OF CONCERN: ARE RECYCLED
COMPLIANT PER DELPHI SPECIFICATION

MATERIAL: SEE CHART

DRAWING NAME: TAXI CONN 2 F OCS 1.2

DRAWING NUMBER: 13960987

| SIZE | SCALE | TRANS NO | SHEET NO | STS | REV | N/P |
|---|---|---|---|---|---|---|
| A0 | 5:1 | 1 OF 2 | 1 OF 1 | R | 04 | - |