SYMBOL DEFINITION			MISSING SYMBOLS
A DIMENSION WITHOUT AN INSPECTION REPORT SYMBOL ( ) DOES NOT REQUIRE INSPECTION. IT MAY BE CONTROLLED ON THE INDIVIDUAL COMPONENT DRAWING.	TOTAL NO OF INSPECTIONS REQUIRED	5	NO MISSING SYMBOL NUMBER
	LAST NO. USED	5	

DWG STATUS DATE	STS	REV	N/P	CHG	ZONE	REVISION HISTORY	AUTH	DR	APVD	APVD 2
27JN16	R	01	-	-	-	ALL PARTS - RELEASED PART DRAWING	433429	APB	APB	DMT
08MR17	R	02	-	-	-	ALL PARTS - (4.33) WAS (5.41), 9.94 WAS (8.12 & 15.05) WAS (4.6) AND UPDATED CPA, ISL & CONNECTOR TO LATEST REVISION	435903	JDM	JDM	MLP
04SE17	R	03	-	-	-	"SHEET 1 OF 4" WAS "SHEET 1 OF 2"	437650	AHD	MLP	MLP
02OC17	R	04	-	-	-	ALL PARTS - UPDATED SUBCOMPONENTS TO LATEST REV	437928	ADC	ADC	MLP
15AU18	R	05	-	-	-	33340388 - CPA WAS 33224253; ALL PARTS - ADDED "CONN COLOR" COLUMN & "CPA COLOR" COLUMN AND UPDATED "NON APPEARANCE ITEM" NOTE	440537	LXX	JAA	MLP
22MR19	R	06	-	-	-	ALL PARTS - UPDATED PART AVAILABILITY	442441	JLL	JAA	MLP

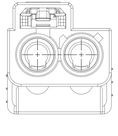

TYPE 102
SAME AS TYPE 101
EXCEPT AS SHOWN
SCALE 4:1

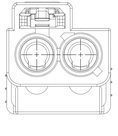

TYPE 107
SAME AS TYPE 101
EXCEPT AS SHOWN
SCALE 4:1

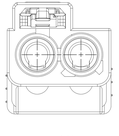

TYPE 112
SAME AS TYPE 101
EXCEPT AS SHOWN
SCALE 4:1

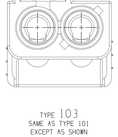

TYPE 103
SAME AS TYPE 101
EXCEPT AS SHOWN
SCALE 4:1

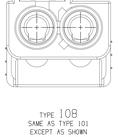

TYPE 108
SAME AS TYPE 101
EXCEPT AS SHOWN
SCALE 4:1

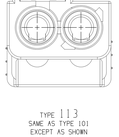

TYPE 113
SAME AS TYPE 101
EXCEPT AS SHOWN
SCALE 4:1

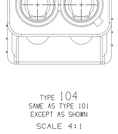

TYPE 104
SAME AS TYPE 101
EXCEPT AS SHOWN
SCALE 4:1

TYPE 109
SAME AS TYPE 101
EXCEPT AS SHOWN
SCALE 4:1

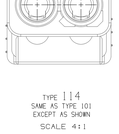

TYPE 114
SAME AS TYPE 101
EXCEPT AS SHOWN
SCALE 4:1

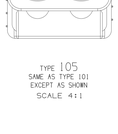

TYPE 105
SAME AS TYPE 101
EXCEPT AS SHOWN
SCALE 4:1

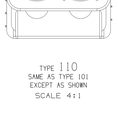

TYPE 110
SAME AS TYPE 101
EXCEPT AS SHOWN
SCALE 4:1

TYPE 106
SAME AS TYPE 101
EXCEPT AS SHOWN
SCALE 4:1

TYPE 111
SAME AS TYPE 101
EXCEPT AS SHOWN
SCALE 4:1

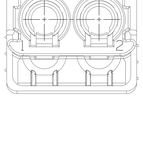

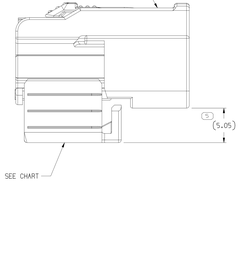

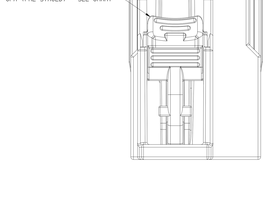

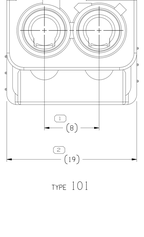

TYPE 101

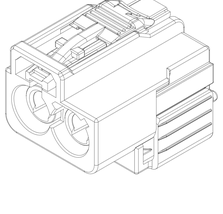

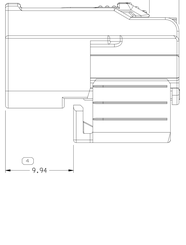

NOTES

1. UNLESS OTHERWISE SPECIFIED AND/OR INDICATED:

   DIMENSIONS ARE TO FACE OF VIEW SHOWN AND AUTOMATICALLY ROUNDED BY COMPUTER FOR INSPECTION (SEE MATH MODEL FOR PRECISE DIMENSIONS). FOR ALL OTHER DIMENSIONS NOT SHOWN BUT REQUIRED FOR TOOL BUILD, SEE MATH MODEL FOR PRECISE TOOL PATH DATA.

2. THIS PRODUCT IS NOT CATEGORIZED AS AN APPEARANCE ITEM, MINOR IMPERFECTIONS INCLUDING, BUT NOT LIMITED TO, FLOW MARKS, COLOR BLEMISHES, GATE VESTIGE, AND SOFT FLASH THAT DO NOT AFFECT THE FIT, FORM, OR FUNCTION OF THE PART ARE PERMISSIBLE PER EANP-4-1.CS.01.EN.

3. FOR APPLICATION DATA SEE THE INDIVIDUAL APPLICATION DRAWINGS.

33340391	03	AB	114	Z	33253415	BLUE WATER	33224253	33224253	RED LIGHT
33340390	03	AB	113	N	33253414	GREEN LIGHT	33224253	33224253	RED LIGHT
33340389	03	AB	112	M	33253413	ORANGE LIGHT	33224253	33224253	RED LIGHT
33340388	03	AB	111	L	33253412	RED LIGHT	33224253	35012002	GRAY MEDIUM
33340387	03	AB	110	K	33253411	YELLOW	33224253	33224253	RED LIGHT
33340386	03	AB	109	I	33253410	BEIGE	33224253	33224253	RED LIGHT
33340385	03	AB	108	H	33253408	VIOLET HEATHER	33224253	33224253	RED LIGHT
33340384	03	AB	107	G	33253407	BLUE GRAY	33224253	33224253	RED LIGHT
33340383	03	AB	106	F	33253406	BROWN	33224253	33224253	RED LIGHT
33340382	03	AB	105	E	33253405	GREEN	33224253	33224253	RED LIGHT
33340381	03	AB	104	D	33213944	VIOLET CLARET	33224253	33224253	RED LIGHT
33340380	03	AB	103	C	33253404	BLUE DARK	33224253	33224253	RED LIGHT
33340379	03	AB	102	B	33253398	CREAM	33224253	33224253	RED LIGHT
33340378	03	AB	101	A	33224247	BLACK	33224253	33224253	RED LIGHT
PART NO	REV	N/P	TYPE	KEY OPTION	CONN	CONN COLOR	ISL	CPA	CPA COLOR

DRAWING NUMBER
33340377
A1x3 | SCALE 5:1 | PAGE NO 2 OF 2 | SHEET NO 1 OF 4 | R | REV 06 | N/P -

(N/A) LINE DRAWN THROUGH A PART NUMBER INDICATES THAT PHYSICAL PARTS ARE NOT AVAILABLE FOR ORDERING.

PART NUMBERS THAT DO NOT HAVE A LINE PRESENT INDICATE PHYSICAL PARTS ARE AVAILABLE FOR ORDERING.

CONTACT APTIV SALES TO ASSURE AVAILABILITY OF PARTS.

DWG TYPE: PART DRAWING

TITLE

VOLUME (CM³) | SCISSOR SIZE

UNLESS OTHERWISE SPECIFIED
THIS DOCUMENT IS IN ACCORDANCE WITH ASME Y14.5M-1994 UNLESS OTHERWISE SPECIFIED. GEOMETRIC TOLERANCING MAXIMUM DEFINITION. SEPARATE PATTERNS OF FEATURES MAY BE GROUPED SEPARATELY REGARDLESS OF DATUM REFERENCES.

ALL DIMENSIONS ARE IN MILLIMETERS

(N/A) PROCESS SENSITIVE DIMENSION

DIMENSIONS ENCLOSED IN ( ) INDICATE REFERENCE DIMENSIONS AND NO TOLERANCE WILL BE ESTABLISHED.

DIMENSIONAL RANGE (MM)									
FROM	0.0	>6	>30	>6	>30	>75	>100	>200	>300
TO	6	30	6	30	75	100	200	300	500
TOLERANCE UNLESS OTHERWISE SPECIFIED									
(+/-)	±0.4	±0.2	±0.4	±0.2	±0.4	±0.6	±1.0	±1.5	±2.0
ANGULAR TOLERANCE ±0°									

REFERENCE

THIRD ANGLE PROJECTION

DO NOT SCALE
USE MATH DATA

NX

APTIV
CONNECTION SYSTEMS
WARREN, OH

COPYRIGHT 2016 APTIV. ALL RIGHTS RESERVED.
THIS DRAWING IS THE PROPERTY OF APTIV AND CONTAINS APTIV CONFIDENTIAL INFORMATION. THE REPRODUCTION, DISTRIBUTION AND UTILIZATION OF THIS DOCUMENT OR ITS RELATED CAD MATH DATA, AS WELL AS COMMUNICATION OF ITS CONTENTS TO OTHERS, WITHOUT EXPRESS AUTHORIZATION, IS PROHIBITED.

		DATE
DR		
APVD1	ALAIN PREVOST	27JN16
APVD2	ALAIN PREVOST	27JN16
APVD3	M. DE LA TORRE	27JN16
APVD4		
APVD5		

SUBSTANCES OF CONCERN AND RECYCLED CONTENT PER APTIV (DRAWING)

SEE CHART

DRAWING NAME
TAXI ASM CONN 2 F FAXRA JACK COAX

DRAWING NUMBER
33340377
A1x3 | SCALE 5:1 | PAGE NO 1 OF 2 | SHEET NO 1 OF 4 | R | REV 06 | N/P

33340377

Date: 02-Apr-19 Time: 11:51:51
Name: 33340377_PART_DRAWING.DWG
Sheet: 1 of 4