SYMBOL DEFINITION		
A DIMENSION WITHOUT AN INSPECTION REPORT SYMBOL (*) DOES NOT REQUIRE INSPECTION. IT MAY BE CONTROLLED ON THE INDIVIDUAL COMPONENT DRAWING.	TOTAL NO OF INSPECTIONS REQUIRED	7
	LAST NO. USED	7

MISSING SYMBOLS
NO MISSING SYMBOL NUMBER

ECN LISTS							REVISION HISTORY	DATE	BY	APVD	CHK
DATE	REV	SYM	STATUS	TYPE	CHG						
20MAY04	R	B1	-	-	-		ADDED REVISION COLUMN. PER0317-P3 - RELEASED.	04JUN03	JAN	JAN	MJC
23AUG04	R	B2	-	-	-		ALL PARTS - REVISED DRAWINGS	19NOV04	DMW	TW	LJA
28JUL06	R	B3	-	-	-		ALL PARTS - ADDED NOTE #7	28JUL06	DMW	MWH	MDD
14JAN08	R	B4	-	-	-		(15336007, 15336008, 15336009 & 15336010) - UPDATED CONNECTOR BODY	22MAR07	LDA	JAN	MDD
14JAN08	R	B5	-	-	-		(15336017) - UPDATED CONNECTOR BODY	21FEB08	LDA	JAN	MDD
31JAN08	R	B6	-	-	-		ALL PARTS - UPDATED TERMINAL TYPE FROM "SOLID" TO "SOLID, STRIPED AND RIBBED-FIBRE"	31JAN07	DTS	DTS	MDD
23AUG07	R	B7	-	-	-		(15336004 - UPDATED PDM ATTRIBUTES	23AUG07	MWH	MWH	LJA
30JUL08	R	B8	-	-	-		(15336017 - UPDATED PDM ATTRIBUTES	25FEB08	SJK	SJK	MJC
08JAN09	R	B9	-	-	-		ALL ACTIVE PARTS - UPDATE REVISION NOTE, REVISED WIRING CONFIG, PART NUMBERS	01JAN09	SMT	JRT	LA
09APR07	R	10	-	-	-		(15336010-08, 15336009-09, 15336017-18, 15336020 - UPDATED PDM ATTRIBUTES	16FEB06	JTC	AAN	MPM
23MAR09	R	11	-	-	-		ALL ACTIVE PARTS - UPDATE CONNECTOR, SEAL, CPA, RLR, COMM SEAL, RESTRICTED USAGE COLUMN AND BLANKED WIRE, WIRE LOCATION (SEE A-A) (NO CHANGE TO 15336004, 15336005, 15336006, 15336007, 15336008, 15336009, 15336010, 15336017, 15336018, 15336020 - PATS WIRE (ALL DUPLICATE - TYPE 101) 15336004 (1) PER 4HS (DS) WIRE 15336005 (1) PER 4HS (DS) WIRE 15336006 (1) PER 4HS (DS) WIRE	4ETN06	JTC	AJD	MPM
17JAN09	R	12	-	-	-		(15336018 & 15336019-25 - CONNECTOR 4HS REMOVED	4DEC07	VRD	TRD	MWH
17MAR09	R	13	-	-	-		(15336018 & 15336019-25 - CONNECTOR 4HS REMOVED	4DEC06	JTC	JTC	MPM
17MAR09	R	14	-	-	-		(15336018,15336019&15336024 AND 15336025 REMOVED RESTRICTED USAGE & REPLACED BY COLUMNS	4DEC06	AAL	PRD	MPM

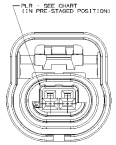

TYPE 102
SAME AS TYPE 101
EXCEPT AS SHOWN

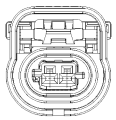

TYPE 103
SAME AS TYPE 101
EXCEPT AS SHOWN

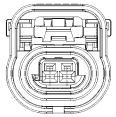

TYPE 104
SAME AS TYPE 101
EXCEPT AS SHOWN

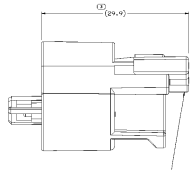

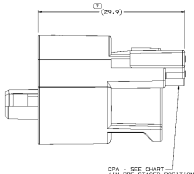



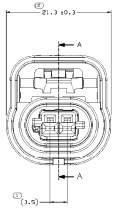

TYPE 101

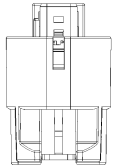

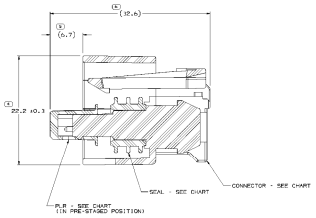

SECTION A-A

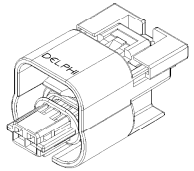

(CPA INSTALLED)
VIEW SCALE DOES NOT
REFLECT ACTUAL PART SIZE

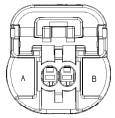

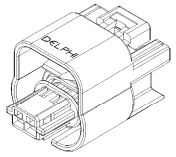

VIEW SCALE DOES NOT
REFLECT ACTUAL PART SIZE

NOTES

1. UNLESS OTHERWISE SPECIFIED AND/OR INDICATED:
   DIMENSIONS ARE 3D FACE OF VISIR SHOWN AND AUTOMATICALLY INCLUDED BY COMPUTER FOR INSPECTION (SEE MATH MODEL FOR PRECISE DIMENSIONS). FOR ALL OTHER DIMENSIONS NOT SHOWN BUT REQUIRED FOR TOOL BUILD, SEE MATH MODEL FOR PRECISE TOOL PATH DATA.
2. THIS CONNECTION MEETS OR EXCEEDS SAE/USCAR-2 MAY 2004, CLASS 2 - 150 CYCLES, 125 AMPS, 14 VOLTS, 105 DEG C APPLICATION OF A "TERMINAL POSITION ASSURANCE" (TPA) SECONDARY LOCK.
3. FOR APPLICATION DATA SEE THE INDIVIDUAL APPLICATION DRAWINGS.
4. THIS PRODUCT(S) IS NOT INTENDED FOR USE IN REPRESENTATIVE TEST METHOD (RTM) VERIFICATION TESTING. ANY RTM TESTING PERFORMED ON THIS PRODUCT(S) WITH OTHER THAN THE SPECIFIED TERMINAL, SEAL, CONNECTOR, AND WIRE CONFIGURATIONS MAY NOT FULFILL THE INTENDED SCOPE OF RTM VERIFICATION. ANY ALTERATIONS TO THE FIT, FORM, OR FUNCTION OF THE PART ARE PERMISSIBLE PER DPNP-4.7-CS-01.

PART NO. / ID NO.	REV/N/P	STATUS	TYPE	CONNECTOR	PLR	COMM SEAL	CPA	RESTRICTED USAGE	REPLACED BY
15-255-820 / NEW6	06	A0	-	101	15255316	15255789	15260752	15317832	-
15-295319 / NEW6	01	A0	-	101	15295318	15295789	15260752	-	-
15-295418 / NEW6	06	A0	-	104	15295316	15336005	15260752	15317832	-
15-295317 / NEW6	01	A0	-	104	15295315	15336005	15260752	-	-
15-341700 / NEW6	A3	-	DROP-IN TO 15336006	102	15295986	15336006	15260752	15317832	-
15-341708 / NEW6	A3	-	DROP-IN TO 15336007	101	15295986	15336006	15260752	15317832	-
15-336005 / ID 426174	02	A0	-	101	15295986	15336005	15260752	15317832	-
15-336006 / ID 426175	02	A0	-	104	15295986	15336005	15260752	-	-
15-329988 / ID 426261	02	A0	-	101	15329986	15329989	15260752	15317832	-
15-329987 / ID 426273	02	A0	-	101	15329986	15329989	15260752	-	-

DIMENSIONAL TYPE	DECIMAL	ANGLE	FRACTION	TOLERANCE
TOTAL	2	±0.5°	±1/64	±0.005
DIMENSIONS ARE IN MILLIMETERS				
UNLESS OTHERWISE SPECIFIED				

THIRD ANGLE PROJECTION

SCALE 2:1
WT. NETT
DATE

DELPHI
DELPHI PACKARD ELECTRICAL/ELECTRONIC ARCHITECTURE
DETROIT, MI

PART DRAWING

SIZE D

UNLESS OTHERWISE SPECIFIED
THIS DRAWING IS THE PROPERTY OF DELPHI PACKARD ELECTRIC SYSTEMS AND CONTAINS INFORMATION THAT IS PROPRIETARY. DO NOT REPRODUCE OR DISCLOSE WITHOUT WRITTEN PERMISSION.

PREPARED BY		DATE
PRIN. M. MECFL		27JUN97
PRIN. M. MECFL		27JUN97
APVD. M. ARDRIZZI		29JUN97

CONTROLLED AT DRAFTING DEPARTMENT
CHANGES PROHIBITED

MATERIAL
SEE DRAWING

FINISH
SEE DRAWING

DESCRIPTION
TAB3 ASM COMM F ST 150 SLD

REVISION NUMBER
15336016

SIZE	CODE IDENT	DRAWING NO	REV	SHEET
A(4)	5X1	15336016	14	1 OF 1

15336016

SIZE	CODE IDENT	DRAWING NO	REV	SHEET
A(4)	5X1	15336016	14	-

123801e