SYMBOL DEFINITION		
A DIMENSION WITHOUT AN INSPECTION REPORT SYMBOL DOES NOT REQUIRE INSPECTION. IT MAY BE CONTROLLED ON THE INDIVIDUAL COMPONENT DRAWING.	TOTAL NO OF INSPECTIONS REQUIRED	7
	LAST NO. USED	7

MISSING SYMBOLS
NO MISSING SYMBOL NUMBER

DWG STATUS					ZONE	REVISION HISTORY	AUTH	DR	APVD	APVD
DATE	SIZE	REV	N/P	CHG						
31AU17	R	01	-	-		ALL PARTS - RELEASED PART DRAWING	437650	AHM	MLP	MLP
21MR19	R	02	-	-		ALL PARTS - UPDATED PART AVAILABILITY	442439	JLL	JAA	MLP	MLP

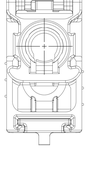

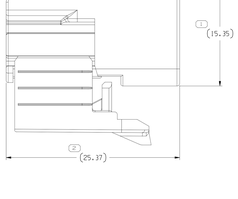

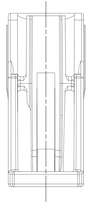

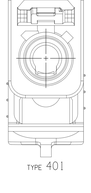

TYPE 401

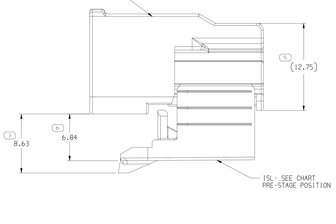

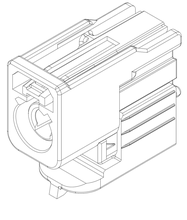

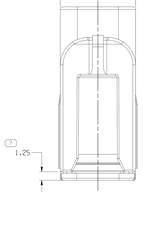

NOTES

1. UNLESS OTHERWISE SPECIFIED AND/OR INDICATED:

   DIMENSIONS ARE TO FACE OF VIEW SHOWN AND AUTOMATICALLY ROUNDED BY COMPUTER FOR INSPECTION (SEE MATH MODEL FOR PRECISE DIMENSIONS). FOR ALL OTHER DIMENSIONS NOT SHOWN BUT REQUIRED FOR TOOL BUILD, SEE MATH MODEL FOR PRECISE TOOL PATH DATA.

2. THIS PRODUCT IS NOT CATEGORIZED AS AN APPEARANCE ITEM. MINOR IMPERFECTIONS INCLUDING, BUT NOT LIMITED TO, FLOW MARKS, COLOR BLEMISHES, GATE VESTIGE, AND SOFT FLASH THAT DO NOT AFFECT THE FIT, FORM, OR FUNCTION OF THE PART ARE PERMISSIBLE PER EANP-4-1_CS_01_EN.

3. FOR APPLICATION DATA SEE THE INDIVIDUAL APPLICATION DRAWINGS.

PART NO	REV	N/P	TYPE	KEY OPTION	CONNECTOR	ISL
35127581	01	AA	414	Z	33253352	33213948
35127580	01	AA	413	N	33253348	33213948
35127579	01	AA	412	M	33253344	33213948
35127578	01	AA	411	L	33253339	33213948
35127577	01	AA	410	K	33253335	33213948
35127576	01	AA	409	J	33253330	33213948
35127575	01	AA	408	H	33253326	33213948
35127574	01	AA	407	G	33253322	33213948
35127573	01	AA	406	F	33253318	33213948
35127572	01	AA	405	E	33253314	33213948
35127571	01	AA	404	D	33253310	33213948
35127570	01	AA	403	C	33253305	33213948
35127569	01	AA	402	B	33253301	33213948
35127568	01	AA	401	A	33213941	33213948

DRAWING NUMBER						
33340308						
SIZE	SCALE	FRAME NO	SHEET NO	SYS	REV	N/P
A1x3	5:1	2 OF 2	4 OF	R	02	-

(N/A) PROCESS SENSITIVE DIMENSION

DIMENSIONS ENCLOSED IN ( ) INDICATE REFERENCE DIMENSIONS AND NO TOLERANCE WILL BE ESTABLISHED.

DIMENSIONAL RANGE (MM)									
FROM	0	>30	>6	>10	>18	>100	>200	>250	>400
TO	>30	>6	>10	>18	>100	>200	>250	>400	>500
TOLERANCE (UNLESS OTHERWISE SPECIFIED)									
±0.5	±0.4	±0.3	±0.2	±0.1	±0.2	±0.3	±0.4	±0.5	±0.6
ANGULAR TOLERANCE ±0°									

THIRD ANGLE PROJECTION

DO NOT SCALE

USE MATH DATA

NX

REVISION HISTORY			