DO NOT SCALE

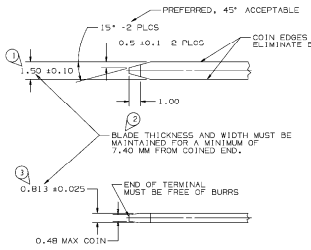


## MATERIAL SPECIFICATIONS

RECOMMENDED

BASE METAL - CDA-210, GILDING EXTRA SPRING TEMPER

PLATING - 0.0050±0.0025 MM THICK TIN

MINIMUMS

ELECTRICAL CONDUCTIVITY - ≥20% IACS AT 20°C. USE OF A MATERIAL WITH CONDUCTIVITY < 20% IACS MUST BE APPROVED BY PACKARD ELECTRIC MATERIALS ENGINEERING.

TENSILE STRENGTH - 407 MPa

PLATING - FOR LOW ENERGY (≤5v) AND NON-PASSENGER COMPARTMENT POWER CIRCUITS, 0.0050±0.0025 MM THICK TIN. FOR MATIRIALS CONTAINING 12% OR MORE ZINC, AN UNDERPLATE OF COPPER 0.0050±0.0025 MM THICK IS REQUIRED.

## MATING BLADE INFORMATION

SCALE 8:1

| SNOWCONE CHARACTERISTICS | | |
|---|---|---|
| "C>" DENOTES DIMENSIONS AND CHARACTERISTICS THAT ARE IMPORTANT TO THE FUNCTION AND/OR PROCESSING OF THE PART THAT HAVE SPECIAL ACCEPTANCE CRITERIA FOR PRODUCTION APPROVAL. | TOTAL ON DRAWING | 19 |
| | LAST NO. USED | 19 |

| DATE | SYM | REVISION RECORD | AUTH | DR | CK |
|---|---|---|---|---|---|
| 02F194 | — | 12059870 - ADDED TO TAXI | | | |
| | | FROM SEPARATE DWG - REV. | | | |
| | | REMAINS AT "A" | 157861 | JS | JS |
| 02F194 | — | 12162141 - REPLACED TO | | | |
| | | REV. "A" | 940005 | JS | JS |
| 02F194 | — | 12059870 - OBSOLETE | 940001 | JS | JS |
| 12M194 | — | CREATED SHEET 2 | 160547 | MMB | MP |
| 12C194 | — | ALL PARTS ADDED ALT. | | | |
| | | LOCK ARM CONSTRUCTION! | | | |
| | | NO REV UPDATE REQ'D | 163973 | JGB | LB |
| 29JA95 | — | ADDED NOTE #6 | 167523 | AMB | MA |
| 31JL96 | | 12186694 - RELEASED TO | | | |
| | | REV "A" - REVISED NOTE | | | |
| | | #5 | 960005 | RPD | RPD |
| 16JA97 | — | 12186953 - RELEASED TO | | | |
| | | REV "A" - REVISED NOTE 1 | 970009 | SMA | VS |
| 21JA98 | — | 15324263 - RELEASED TO | | | |
| | | REV "A" | 980005 | AMJ | JB |
| 150E98 | — | ALL PARTS - ADDED TYPE | | | |
| | | LABELS - OBSOLETE PARTS | | | |
| | | REMAINS OBSOLETE - NO | | | |
| | | REV UPDATE REQ'D | 1888088 | KDM | KD |

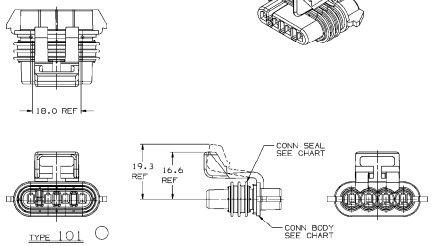


PREFERABLE LOCK ARM CONSTRUCTION

NOTES:

1. UNLESS OTHERWISE SPECIFIED AND/OR INDICATED: DIMENSIONS ARE TO FACE OF VIEW SHOWN AND AUTOMATICALLY ROUNDED BY COMPUTER FOR INSPECTION. (SEE MATH MODEL FOR PRECISE DIMENSION) FOR ALL OTHER DIMENSIONS NOT SHOWN BUT REQUIRED FOR TOOL BUILD, SEE MATH MODEL FOR PRECISE TOOL PATH DATA.

2. MATING COMPONENTS:
   CONNECTOR USE 12162102 OR EQUIVALENT
   TERMINALS:
   CAVITIES USE 12048074 TERMINAL OR EQUIVALENT
   ASSEMBLY USE 12048086 CABLE SEAL OR EQUIVALENT
   ASSEMBLY USE 12047948 SECONDARY LOCK OR EQUIVALENT
   ASSEMBLY USE 12020033 CONNECTOR POSITION ASSURANCE OR EQUIVALENT

3. WHEN PARTS ARE SHIPPED, THEY MUST BE PACKED IN PLASTIC BAGS OR SHIPPING CONTAINERS MUST BE LINED WITH PLASTIC LINERS. BAGS OR LINERS MUST BE SEALED TO AVOID ENTRY OF FOREIGN MATTER.

4. SEALING CODE J

   DESIGN WILL PASS SALT FOG AND IMMERSION TEST AFTER CONDITIONING AS SPECIFIED IN ESA-644 (WEATHER-PACK), ESA -710 (METRI-PACK), ESA-650 (UNDERHOOD MICRO PACK), C-4006 (WORLD CONNECTOR), ETC. - WHEN MATED TO MATING PART OR EQUIVALENT

5. CONNECTOR ENGAGE FORCE CODE

6. FOR PART NUMBERS WITH ADHESIVE, USE PM009510 OR ADHESIVE APPROVED BY MATERIALS ENGINEER TO GLUE CONNECTOR SEAL TO CONNECTOR.

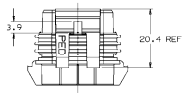

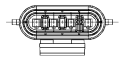


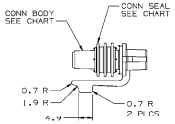


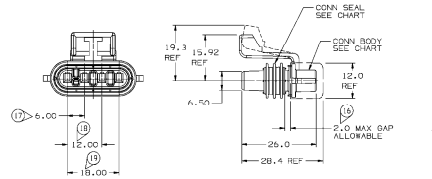


ALTERNATE LOCK ARM CONSTRUCTIONS

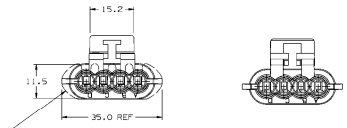


THE SECONDARY LOCK IS NOT PART OF THE CONNECTOR AND SEAL ASSEMBLY. IT IS SHOWN TO SHOW THE OVERALL SIZE OF THE CONNECTION.

ALTERNATE 1

ALTERNATE 11

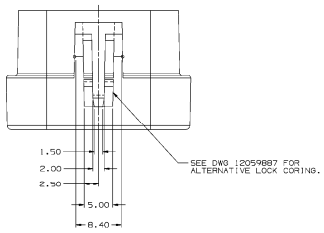


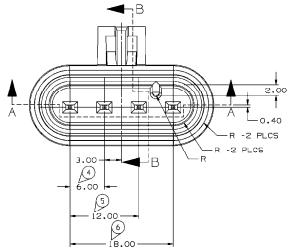


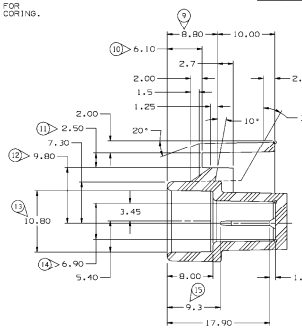


SECTION B-B

PART NO 1216 2152

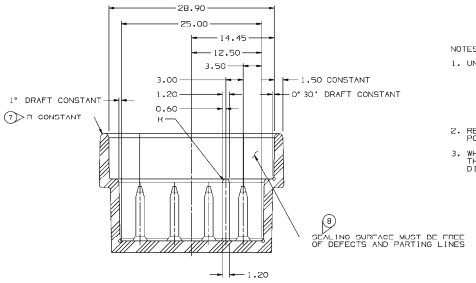


SECTION A-A

NOTES:

1. UNLESS OTHERWISE SPECIFIED AND/OR INDICATED: DIMENSIONS ARE TO FACE OF VIEW SHOWN AND AUTOMATICALLY ROUNDED BY COMPUTER FOR INSPECTION. (SEE MATH MODEL FOR PRECISE DIMENSION) FOR ALL OTHER DIMENSIONS NOT SHOWN BUT REQUIRED FOR TOOL BUILD, SEE MATH MODEL FOR PRECISE TOOL PATH DATA. ALL RADII 0.40 DRAFT IS 1° ON ALL OUTSIDE SURFACES

2. RECOMMENDED MATERIAL - GLASS FILLED NYLON OR POLYESTER.

3. WHEN USING THIS INFORMATION FOR A NEW DESIGN, REQUEST THE LATEST COPY OF THIS PRINT FROM PACKARD ELECTRIC DIVISION.

## MATING CONNECTOR INFORMATION

SCALE 4:1

PART NO 1216 2152

| PART NO WITH ADHESIVE | REV | STATUS | TYPE | PART NO WITHOUT ADHESIVE | REV | STATUS | CONN BODY | CONN SEAL | REPLACED BY |
|---|---|---|---|---|---|---|---|---|---|
| | | | 103 | 15324263 | A | | 15324262 | 12047949 | |
| | | | 102 | 12186953 | A | | 12186952 | 12047949 | |
| 12186694 | A | | 101 | 12162144 | A | | 12162143 | 12047949 | |
| | | | 101 | 12059870 | A | OBSOLETE | 12059869 | 12047949 | 12162144 |

DELPHI PACKARD ELECTRIC SYSTEMS
WARREN, OHIO 44486

| | |
|---|---|
| DRAWING TYPE | DETAIL/CPAD/PID |
| OTHER DRAWINGS AVAILABLE | |
| THIRD ANGLE PROJECTION | METRIC DIMENSIONS ARE IN MILLIMETERS UNLESS OTHERWISE SPECIFIED TOLERANCE UNLESS OTHERWISE SPECIFIED DECIMAL ANGULAR ±2° ONE PLACE ±0.3 TWO PLACE ±0.15 |
| CODE NO | 6900 |
| DC | -C-5110 |
| DRAWN BY | BERTCM NAGASKY 02FE94 |
| DATE TYPE | 02FE94 |
| APPR | R.JOE SUSIK 02FE94 |
| SCALE | 2:1 |
| APPR | R.JOE SUSIK 02FE94 |
| REFERENCE NO | APPR K.D. MURPHY 28MR94 |
| VOL CM³ | |
| MATERIAL SPEC | SEE DRAWING |
| NAME | TAXI ASM CONN 4F M/P 150 |
| PART NUMBER | 1216 2152 |
| SHEET 1 OF 2 | |
| SIZE | A0 |