SYMBOL DEFINITION		
A DIMENSION WITHOUT AN INSPECTION REPORT SYMBOL ( ) DOES NOT REQUIRE INSPECTION. IT MAY BE CONTROLLED ON THE INDIVIDUAL COMPONENT DRAWING.	TOTAL NO OF INSPECTIONS REQUIRED	16
	LAST NO. USED	14

MISSING SYMBOLS

NO MISSING SYMBOL NUMBER

DWG STATUS					ZONE	REVISION HISTORY	AUTH	DR	APV1	APV2
DATE	STG	REV	APP	CHG						
01AUG02	R	AB	-	-	-	CLEARED REVISION COLUMN, ADDED OPTIONAL CONSTRUCTION, NOTE, DIMENSION & REVISED MAT'L SPEC	223852	LEB	SEB	SMC
12AUG03	R	A9	-	-	-	UPDATED PDM ATTRIBUTES	294613	CKC	CKC	GM
08NOV06	R	D1	AK	-	-	12047664 RESTRICTED REPLACED BY 15324070	286563	MM	MM	SG

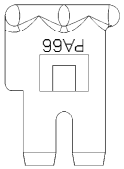

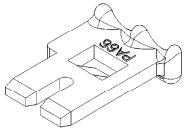

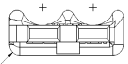

2X R 0.75 +1.45 -0.75 OPTIONAL DUE TO GATE

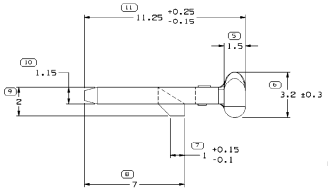

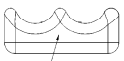

NO GATES, PROTRUSIONS OR SHARP EDGES ALLOWED ON THIS SURFACE.

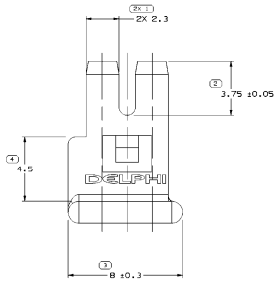

RESTRICTED USAGE
REPLACED BY 15324070

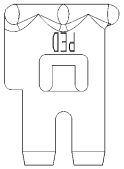

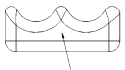

ANY GATES ON THIS SURFACE MUST NOT EXCEED HEIGHT OF 0.1 MM AND MUST BE SOFT TO THE OPERATOR CONTACT (NO SHARP EDGES OR POINTS ALLOWED).

OPTIONAL CONSTRUCTION

NOTES

1. UNLESS OTHERWISE SPECIFIED ANGLUM INDICATED DIMENSIONS ARE TO FACE OF VIEW SHOWN AND AUTOMATICALLY ROUNDED BY COMPUTER FOR INSPECTION (SEE MATH MODEL FOR PRECISE DIMENSIONS). FOR ALL OTHER DIMENSIONS NOT SHOWN BUT REQUIRED FOR TOOL BUILD, SEE MATH MODEL FOR PRECISE TOOL PATH DATA.
2. MATERIAL RECYCLING CODE >PA66< PER SAE J1344. (2.3)X(0.1) RAISED CHARACTERS AS SHOWN TO BE LOCATED ON ANY EXTERIOR SURFACE. OPTIONAL CONSTRUCTION TO BE NO MATERIAL RECYCLING CODE.
3. THIS PART IS NOT CONTROLLED FOR AUTOMATIC FEEDING.
4. MATING COMPONENTS OR EQUIVALENT: CONNECTOR 12047662 & 12047785
5. (2.3)X(0.1) RAISED DELPHI CORPORATE BRAND TO BE LOCATED ON ANY EXTERIOR SURFACE, PREFERABLY VISIBLE AT FINAL ASSEMBLY. OPTIONAL CONSTRUCTION TO BE "PED" OR NO LOGO.

(11) PROCESS SENSITIVE DIMENSION											
DIMENSIONS MARKED TO 1 1 INDICATE SUCH DIMENSIONS CONTROLLED AS PER DELPHI SPECIFICATION.											
NUMBER OF DECIMAL PLACES											
FROM	> 0	> 20	> 30	> 70	> 102	> 150	> 200	> 250	> 300		
TO	20	30	70	102	150	200	250	300	400		
TOLERANCE ON DIMENSIONS (TOLERANCE ACCUMULATION)											
	±0.75	±0.2	±0.1	±0.4	±0.3	±0.8	±1	±1.2			
ANGULAR TOLERANCE ±2°											

PART DRAWING

STYLE

VOLUME (CU) 0.095

SYSTEM SIZE

UNLESS OTHERWISE SPECIFIED

THIS DRAWING IS TO INTERCHANGE WITH, AND IS TO CALCULA FOR INTERCHANGE WITH, THE ORIGINAL DRAWING FOR THE PART SHOWN. THE ORIGINAL DRAWING WAS PREPARED IN ACCORDANCE WITH THE ANSI Y14.5M-1982 STANDARD AND THE DELPHI DRAWING STANDARD. ALL DIMENSIONS ARE IN MILLIMETERS UNLESS OTHERWISE SPECIFIED.

REFERENCE

THIRD ANGLE PROJECTION

DO NOT SCALE

USE MATH DATA

DELPHI

DELPHI PACKARD ELECTRIC SYSTEMS
WARREN, OH

		DATE
DR		
APV01	E. VAZQUEZ	(SUNO)
APV02	E. VAZQUEZ	(SUNO)
APV03	G. MACIAS	(SUNO)
APV04		
APV05		

SUBSTRATE(S) OF CONCERN AND RECYCLED CONTENT PER DELPHI (GH4900)

MATERIAL
W3240025 PA66 HS IM GRA MD

DRAWING NAME
LOCK SECONDARY TPA W/P GRA MD

DRAWING NUMBER
12047664

SIZE	SCALE	TYPEWT	SHEET NO	REV	A/P
AD	10:1	1 OF 1	1 OF 1	R	D1 AK