SYMBOL DEFINITION		
A DIMENSION WITHOUT AN INSPECTION REPORT SYMBOL [ ] DOES NOT REQUIRE INSPECTION. IT MAY BE CONTROLLED ON THE INDIVIDUAL COMPONENT DRAWING.	TOTAL NO OF INSPECTIONS REQUIRED	36
	LAST NO. USED	10

MISSING SYMBOLS

NO MISSING SYMBOL NUMBER

DWG STATUS DATE	STS	REC	N/P	CHG	TIME	REVISION HISTORY	AUTH	DR	APVD 1	APVD 2
21JAN02	R	02	-	-	-	CLEANED REV COL & ALL PARTS - REVISED MATL SPEC	219648	JAN	PVP	GO
03APR02	R	03	-	-	-	ALL PARTS - DIM 1 +0.15/-0.1 #4S 1 ±0.1 16 PLCS! & ADDED OPTIONAL CONSTRUCTION	220954	JAN	PVP	GO
25NOV03	R	04	-	-	-	ALL PARTS - UPDATED PDM ATTRIBUTES	412660	MCS	FOB	JFB

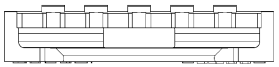

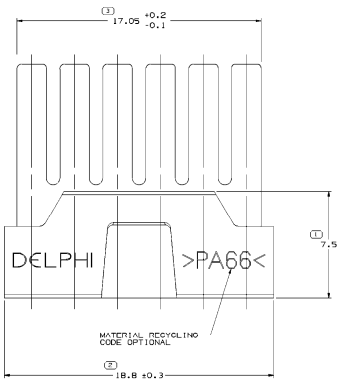

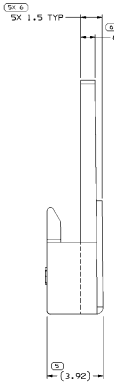

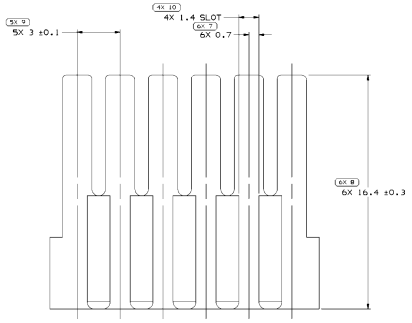

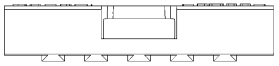

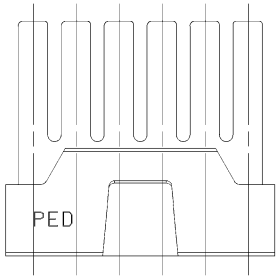

OPTIONAL CONSTRUCTION

NOTES

1. UNLESS OTHERWISE SPECIFIED AND/OR INDICATED:
   DIMENSIONS ARE TO FACE OF VIEW SHOWN AND AUTOMATICALLY ROUNDED BY COMPUTER FOR INSPECTION (SEE MATH MODEL FOR PRECISE DIMENSIONS). FOR ALL OTHER DIMENSIONS NOT SHOWN BUT REQUIRED FOR TOOL BUILD, SEE MATH MODEL FOR PRECISE TOOL PATH DATA.
2. THIS PART IS NOT CONTROLLED FOR AUTOMATIC FEEDING.
3. MATING COMPONENTS OR EQUIVALENT:
   CONNECTOR 12064978
4. MATERIAL RECYCLING CODE PER ISO 11469, (1.5)X(0.1) CHARACTERS AS SHOWN TO BE LOCATED ON ANY EXTERIOR SURFACE. OPTIONAL CONSTRUCTION TO BE NO MATERIAL RECYCLING CODE.
5. (1.5)X(0.1) RAISED DELPHI CORPORATE BRAND TO BE LOCATED ON ANY EXTERIOR SURFACE, PREFERABLY VISIBLE AT FINAL ASSEMBLY. OPTIONAL CONSTRUCTION TO BE "PED" OR NO LOGO.
6. THIS PRODUCT IS NOT CATEGORIZED AS AN APPEARANCE ITEM. MINOR IMPERFECTIONS INCLUDING, BUT NOT LIMITED TO, FLOW MARKS, COLOR BLEMISHES, GATE VESTIGE, AND SOFT FLASH THAT DO NOT AFFECT THE FIT, FORM, OR FUNCTION OF THE PART ARE PERMISSIBLE PER DPNP-4.7-CS-01.

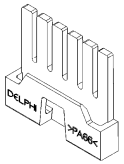

"VIEW SCALE DOES NOT REFLECT ACTUAL PART SIZE"

PART NO	REV	N/P	STATUS	MATERIAL SPECIFICATION AND COLOR	VOLUME
12191865	04	AB	-	POLYAMIDE COMPOUND BLACK	0.426
12066170	04	AB	-	POLYAMIDE COMPOUND RED	0.426

DWG TYPE: PART DRAWING

STYLE

VOLUME (DM³): SEE CHART

SHRINK CHART: D

UNLESS OTHERWISE SPECIFIED
THIS DOCUMENT IS IN ACCORDANCE WITH ASME Y14.5M-1994 UNLESS OTHERWISE SPECIFIED.
TOLERANCES ACCORDING TO ISO 2768-1 (MEDIUM) UNLESS OTHERWISE SPECIFIED.
ISO 2768-1 (MEDIUM) APPLIES ONLY TO LINEAR DIMENSIONS. FOR ALL OTHER DIMENSIONS NOT SHOWN BUT REQUIRED FOR TOOL BUILD, SEE MATH MODEL FOR PRECISE TOOL PATH DATA.
IF SUPPLIER DOES NOT MEASURE PARTS ACCORDING TO THE DRAWING OR MODIFIES PARTS WITHOUT DELPHI'S APPROVAL, SERVICES PROVIDED CAN BLOCK BUY OR SHIPS WARRANTY.
REFERENCE OF OTHER INFORMATION.
ALL DIMENSIONS ARE IN MILLIMETERS

(2) PROCESS INSPECTION STANDARDS

DIMENSIONS ENCLOSED IN ( ) INDICATE REFERENCE DIMENSIONS AS PER "SURFACE LIMITS AND DEVIATIONS"

REFERENCE

| ATMOSPHERICAL PARAMETERS | | |