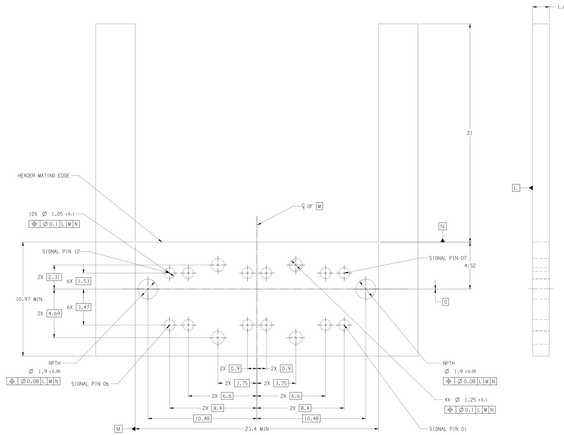

SCALE 10:1
PCB HOLE LAYOUT
ONLY FOR REFERENCE

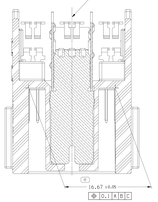

SECTION C-C

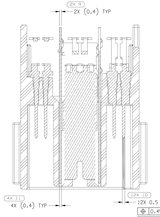

SECTION G-G

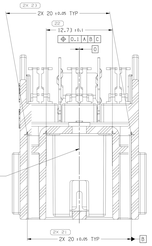

SECTION D-D

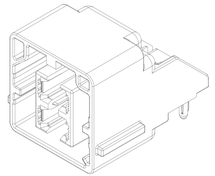

SYMBOL DEFINITION		MISSING SYMBOLS
A DIMENSION WITHOUT AN INSPECTION REPORT SYMBOL, DOES NOT REQUIRE INSPECTION. IT MAY BE CONTROLLED ON THE INDIVIDUAL COMPONENT DRAWING.	TOTAL NO. OF INSPECTIONS REQUIRED: 116	14.00
	LAST NO. USED: 36	

DWG STATUS				REVISION HISTORY					
DATE	EC	REV	ECO	ZONE				SCN	DR	APVD/PCE
20MR18	R	01	-	-	253210109 - WAS PE41(R30 AND RELEASED) 253210161 - WAS PE41(R02 AND RELEASED) ALL PARTS - RELEASED PART DRAWING			44269	DR	DGD/SWL
24APR18	R	02	-	-	ALL PARTS - UPDATED PART AVAILABILITY			44291	JAA	JAA/SWL
14MR20	R	03	-	-	ADDED DIMS 24.32 & SIGNAL PIN LABELS ON "PCB HOLE" LAYOUT			55091	DGD	DGD/PPR
02SEP20	R	04	-	-	ALL PARTS - CORRECTED BASIC DIM 1.53 WAS 1.26			552413	DGD	DGD/PPR
18JA21	R	05	-	-	ALL PARTS - UPDATED PCB LABEL, OVERALL DIMENSIONS, ADDED 2X 0.9 DIMS, REDEFINED D1 TO REVISE DATUM DEFINITION, ADDED 2X 3.75 DIMS, ADDED 6X R1.13, RELOCATED BASIC DIMS FS XC01 AND REMOVED DIMS #14 & 20			55136	DGD	DGD/PPR
19FEB21	R	06	-	-	ALL PARTS - (2X 6.5 ±0.1 TYP WAS (2X 6.5 +0.2 TYP, (2X 2.4 ±0.2 TYP WAS (2X 2.4 +0.2 TYP AND 4X 2.8 ±0.1 TYP WAS 4X 2.8 ±0.2			55.9585	DLD	DGD/PPR
26MR21	R	07	-	-	ALL PARTS - DIM 20.8 0.25 WAS 20.8 AND DIM #12-13, 25-26 WERE ADDED TO APC CHART			55424	JAA	JAA/PP

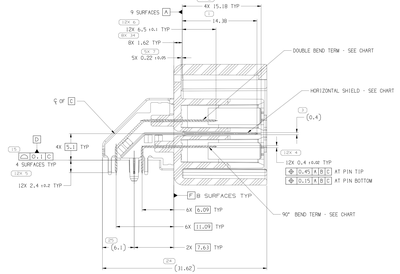

SECTION E-E

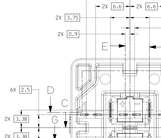

TYPE 101

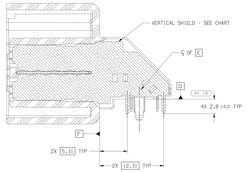

SECTION F-F

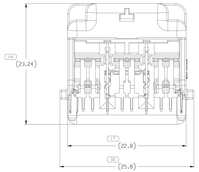

DETAIL V
SCALE 30:1

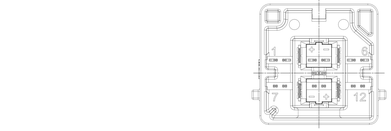

TYPE 102
SAME AS TYPE 101
EXCEPT AS SHOWN

DETAIL J
SCALE 15:1



DETAIL U
SCALE 30:1

DETAIL K
SCALE 15:1

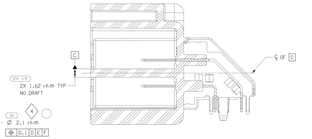

SECTION B-B

NOTES

1. UNLESS OTHERWISE SPECIFIED AND/OR INDICATED:

   DIMENSIONS ARE TO FACE OF VIEW SHOWN AND AUTOMATICALLY ROUNDED BY COMPUTER FOR INSPECTION (SEE MATH MODEL FOR PRECISE DIMENSIONS). FOR ALL OTHER DIMENSIONS NOT SHOWN BUT REQUIRED FOR DATA BUILD, SEE MATH MODEL FOR PRECISE TOOL PATH DATA.

2. THIS PRODUCT IS NOT CATEGORIZED AS AN APPEARANCE ITEM. MINOR IMPERFECTIONS INCLUDING, BUT NOT LIMITED TO: FLOW MARKS, COLOR BLEMISHES, SPLAY, SINK MARKS, ETC. DO NOT AFFECT THE FITS, FORM, OR FUNCTION OF THE PART ARE PERMISSIBLE PER EAAP-L-6.CS.01.EN.

3. REFERENCE MATING COMPONENTS OR EQUIVALENT:

   TXX1 ASM CONNECTOR 253088P7.

4. ALL MATING TERMINALS AND PRINTED CIRCUIT BOARD TERMINALS ARE VERIFIED FOR TOLERANCE OF POSITION BY APPROVED GAGES FOR FUNCTIONAL FIT PER CONTROL PLAN.

5. INSPECT BOTH X & D DIMENSIONS AS SHOWN IN DETAIL U AND BOTH Y & D DIMENSIONS AS SHOWN IN DETAIL V. THE LARGER OF THE INSPECTED FEATURE DIMENSIONS (X OR B) AND YC OR D1 WILL BE REPORTED ON THE INSPECTION DATA.

6. THIS REQUIREMENT MUST BE AS CLOSE TO THE PIN TAPER AS POSSIBLE, BUT MUST NOT BE MEASURED WITHIN THE TAPERED AREA OF THE PIN.

KEY PRODUCT CHARACTERISTICS					
SAFETY/COMPLIANCE		FIT/FUNCTION		TOTAL ON DRAWING	4
S/C CHECKPOINTS		F/F CHECKPOINTS		LAST NO. USED	4
NO.	TYPE	DESCRIPTION	RATIONALE	PTS.	ZONE
1	F/F	TERM PIN		B13	
2	F/F	TERM PIN		B14	
3	F/F	PIN HEADER DIAMETER		C18	
4	F/F	PIN HEADER DIAMETER		B11	

PART NO	REV	N/P	TYPE	HEADER	VERTICAL SHIELD (2 PLCS)	HORIZONTAL SHIELD	90° BEND TERM (2 SETS)	DOUBLE BEND TERM (3 SETS)
253210160	04	-	102	253210158	253210153	253210154	253210155	253210156
253210159	04	-	101	253210157	253210153	253210154	253210155	253210156

DIMENSIONAL TOLERANCES UNLESS OTHERWISE SPECIFIED					
DIM	±.1	±.25	±.5	±1	±2	±3	ANG	.XXX	.XXX
TOL	±.05	±.12	±.25	±.5	±1	±1.5	±2°	±.100	±.050
DIM	.XXXX	.XXXXX	.XXXXXX						
TOL	±.0005	±.0002	±.0001						

SURFACE FINISHES: 125 RMS

PROPRIETARY INFORMATION
THIS DRAWING IS THE PROPERTY OF APTIV. ANY REPRODUCTION OR DISTRIBUTION OF THIS DRAWING, OR ANY PART THEREOF, WITHOUT WRITTEN CONSENT OF APTIV IS STRICTLY PROHIBITED.
COPYRIGHT 2019 APTIV. ALL RIGHTS RESERVED.

THIS DRAWING CONTAINS INFORMATION THAT IS CONFIDENTIAL AND PROPRIETARY TO APTIV. ANY REPRODUCTION OR DISTRIBUTION OF THIS DRAWING, OR ANY PART THEREOF, WITHOUT WRITTEN CONSENT OF APTIV IS STRICTLY PROHIBITED.

DRAWN BY	CARLOS DELGADO/LUIS	20MR19
DPCP	CARLOS DELGADO/LUIS	20MR19
APVD	SAUL HERNANDEZ	20MR19
PROJECT ENGINEER		
REVIEWED		

CONFIDENTIALITY OF CONTENT AND REPRODUCT CONTROL PER APTIV LEVEL(S)

PART DRAWING	
SIZE D	
UNLESS OTHERWISE SPECIFIED THIS DRAWING IS THE PROPERTY OF APTIV AND MUST NOT BE REPRODUCED WITHOUT WRITTEN PERMISSION.	
ALL DIMENSIONS ARE IN millimeters	
DRAWING TITLE: TXX1 ASM CONN M AMEC 050 HEADER	
DRAWING NUMBER: 35332161	
SCALE A1x4	SHEET 1 OF 2
REV 01	

PRESS SENSITIVE DIMENSION

DIMENSION ENCLOSED IN A RECTANGLE WITH ROUNDED CORNERS IS A CRITICAL TO FUNCTION DIMENSION

THIRD ANGLE PROJECTION

DO NOT SCALE ON THIS DRAWING

USE METRIC

APTIV
CONNECTION SYSTEMS
Shanghai, China

DRAWING NUMBER: 35332161
SCALE A1x4 | SHEET 1 OF 2 | REV 01

35332161