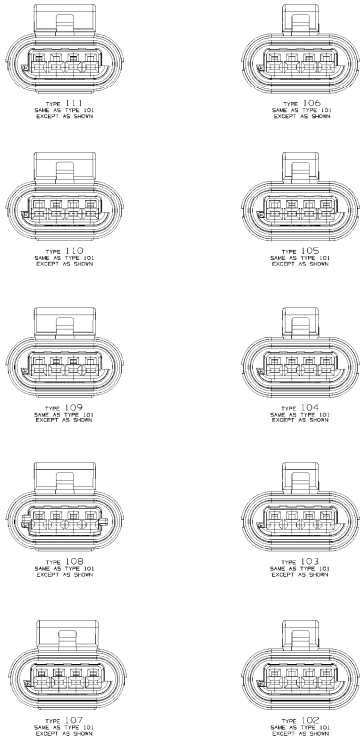

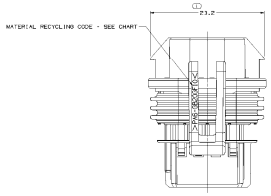

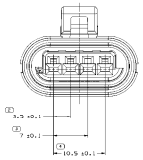

TYPE 101

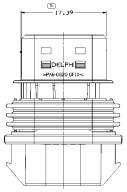

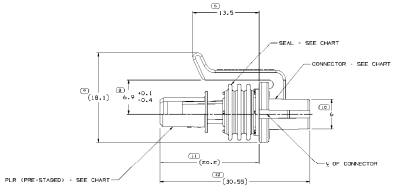

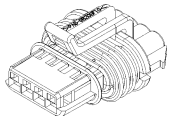

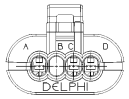

NOTES

1. UNLESS OTHERWISE SPECIFIED AND/OR INDICATED:
   DIMENSIONS ARE IN FACE OF VINYL WHERE ANY AUTOMATICALLY ADJUSTED BY COMPUTER FOR INSPECTION. (SEE MATH MODEL FOR PRECISE DIMENSIONS) FOR ALL OTHER DIMENSIONS NOT SHOWN NOT REQUIRED FOR TOOL BUILD, SEE MATH MODEL FOR PRECISE DIMENSIONS.
2. SEALING CODE 3 - DESIGNED FOR SALT FOG AND IMMERSION ENVIRONMENTS. (MEETS SAE J1928 & SAE J1455 SPECS IN ESA-M41 (WEATHER-PACK), ESA-210 (METRI-PACK), ESA-A50 (UNIGROUP MICRO-PACK), C-MODE (TRONCO CONNECTOR), ETC WHEN MATED TO MATING PART OF EQUIVALENT
3. WHEN PARTS ARE SHIPPED THEY MUST BE PACKED IN PLASTIC BAGS TO PROTECT THE SEALING SURFACE OF THE CONNECTOR PARTS. BAGS OF LOVERS MUST BE SEALED TO AVOID FOREIGN MATTER.
4. THIS CONNECTION MEETS OR EXCEEDS SAE/USCAR-2 AUGUST 1997, SECTION 5.3.1.(3) TERMINAL/TERMINAL OPTIONS WITH THE APPLICATION OF A TERMINAL POSITION ASSURANCE (TPA) SECONDARY LOCK
5. THIS PRODUCT IS NOT CONSIDERED TO BE APPEARANCE ITEM. WIDE VARIATIONS IN COLOR, GLOSS, SHADE, TEXTURE, MOLD FLOW, MOLD FLASH, MOLD SUBMARKS, SPLITLINES, PIN VESTIGE, AND SOFT FLASH THAT DO NOT AFFECT THE FIT, FORM, OR FUNCTION OF THE PART ARE PERMISSIBLE PER DPNP-4.7-CS-01.
6. FOR APPLICATION DATA SEE THE INDIVIDUAL APPLICATION DRAWINGS.

ASM PART NO	REV	QTY	TYPE	CONNECTOR	MATERIAL RECYCLING CODE	PLR	SEAL	BLOCKED CAVITIES
15439568	01	AE	108	15336040	PBT	15439567	12040795	-
15439219	01	AE	110	15336120	PBT	15320230	12040795	B AND D
15435717	01	AE	111	15337118	PBT	15329756	12040795	A AND C
15423952	01	AH	109	15423992	PBT	15326190	12040795	A AND D
15413116	02	AF	108	15360040	PBT	15136001	12040795	-
15412738	01	AJ	107	15360140	PBT	15326190	12040795	-
15360857	05	AB	106	15342126	PAD-GB30-GF10	15375206	12040795	B AND D
15360855	05	AB	105	15342125	PAD-GB30-GF10	15326190	12040795	A AND C
15360856	05	AB	104	15342124	PAD-GB30-GF10	15326190	12040795	-
15136861	02	AD	103	15136865	PAD-GB30-GF10	15326190	12040795	-
15136848	01	AC	102	15136849	PAD-GB30-GF10	15320230	12040795	B AND C
15136846	A11	-	101	15136847	PAD-GB30-GF10	15326190	12040795	-

ECN	DATE	DESCRIPTION	DRWN	CHKD	REVISION HISTORY	NOTE	AP	APPD
0247187	R	12	-	-	ALARGED REVISIONS (SLAMA) (FAILSAFE AND CAVITY - RELEASED	2024Q3	DA	JAA
0246187	R	13	-	-	ALL PARTS - REVISED NOTE 5.1 (SAMPLE - RELEASED	2024Q4	JAA	AHS
0246187	R	14	-	-	(SAMPLE - CONNECTOR PART NUMBER AND (SEALED	2024Q3	JLP	JCA
1760001	R	15	-	-	ALL PARTS - REVISED NOTE 1	2Q2025	DHB	DHB
0246187	R	16	-	-	(SAMPLE - ADD TYPE 108 (SAMPLE - ADD TYPE 109 ALL PARTS - UPDATED MATERIAL TEMPLATE AND DRAWING	2Q1391	JLP	JLP
1841104	R	17	-	-	ALL PARTS - REVISED NOTE 3 CAVITY PLUG ASS DIAGRAM	2Q1344	RMB	JAA
1841107	R	18	-	-	(SAMPLE - DRAWING & 15360857 - UPDATED PER ATTENTION	1Q1344	DCR	PRP
1841187	R	19	-	-	ALL PARTS - ADDED RECOMMENDED REQUIREMENT AND MOLDING DATA NOTES	4Q1841	JLP	JAA

SYMBOL DEFINITION

A DIMENSION WITHOUT AN INSPECTION REPORT SYMBOL DOES NOT REQUIRE INSPECTION. IT MAY BE CONTROLLED ON THE INDIVIDUAL COMPONENT DRAWING.	TOTAL NO OF INSPECTIONS REQUIRED	11
	LAST NO. USED	12

MISSING SYMBOLS: 7

DELPHI

DELPHI PACKARD ELECTRICAL/ELECTRONIC ARCHITECTURE

PART DRAWING

PART NAME: TA43 ASM CONN F ST 150 SLD

DRAWING NUMBER: 15336850

SIZE: A(43) SHT: 2 OF 2 | 19 | R | 19 | -

DELPHI

12336820