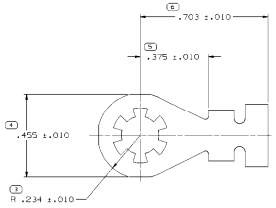
| SYMBOL DEFINITION | | |
|---|---|---|
| A DIMENSION WITHOUT AN INSPECTION REPORT SYMBOL (□) DOES NOT REQUIRE INSPECTION. IT MAY BE CONTROLLED ON THE INDIVIDUAL COMPONENT DRAWING. | TOTAL NO OF INSPECTIONS REQUIRED | 25 |
| | LAST NO. USED | 25 |

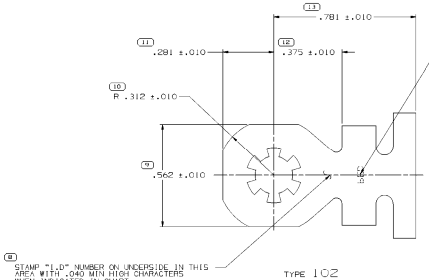
MISSING SYMBOLS

NO MISSING SYMBOL NUMBER

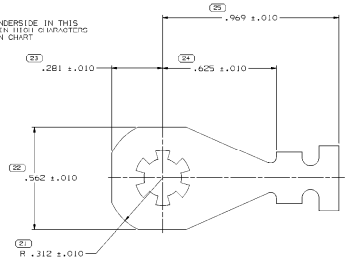
| DWG STATUS DATE | STS | REL | M/P | CHG | ZONE | REVISION HISTORY | AUTH | DR | APVD/APVD 1 | 2 |
|---|---|---|---|---|---|---|---|---|---|---|
| 10MR04 | R | 31 | - | - | | ALL PARTS - WERE SEPARATE DWGS | 252466 | JVM | JVM | EH |
| 08MR10 | R | 32 | - | - | | ALL ACTIVE PARTS - UPDATED PDM ATTRIBUTES | 4.0210 | JAR | JAR | CRD |
| 30AP10 | R | 33 | - | - | | ALL ACTIVE PARTS - UPDATED PDM ATTRIBUTES( 08R90470 MATL SPEC WAS M3601126 | 4.0704 | KBM | JAR | CRD |
| 13M110 | R | 34 | - | - | | 02984586 - MATL SPEC WAS WISIS129 | 4.0804 | MAL | WAL | CRD |
| 20OC15 | R | 35 | - | - | | 02984167, 02984168, 02984506, 02984629 06288782, 08P41913 & 12054648 - OBSOLETE | 431609 | HH | HH | ERB |



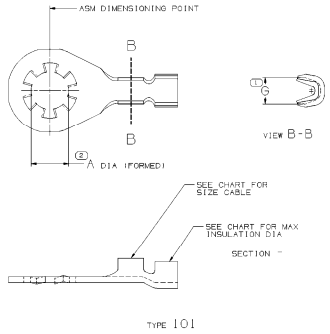

TYPE 101
BLANK VIEW (APPROX)



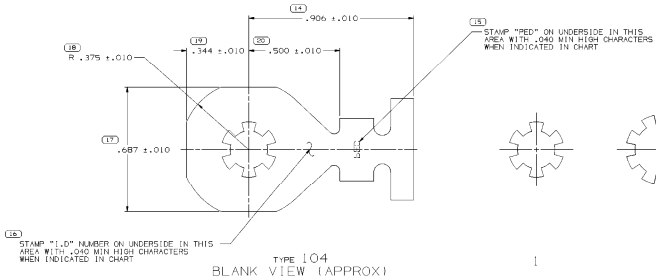

TYPE 102
BLANK VIEW (APPROX)



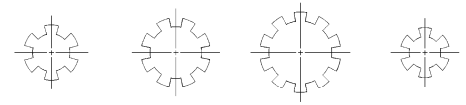

TYPE 103
BLANK VIEW (APPROX)




TYPE 101




TYPE 104
BLANK VIEW (APPROX)




HOLE CONSTRUCTIONS (BLANK)

| | | | | | | | | | | | | | | | |
|---|---|---|---|---|---|---|---|---|---|---|---|---|---|---|---|
| | 12052228 | A3 | .0403 X 1.250 | METL COPPER ALLOY | - | - | - | 104 | 2 | 1 | 8.0 | 5.54 - 5.28 | - | .280 | .260 |
| | 12048205 | A3 | .0403 X 1.062 | METL COPPER ALLOY | - | - | - | 102 | 3 | 3 | 5.0 - 3.0 | 4.48 - 3.49 | 11 | .343 | .230 |
| ○ | 12045648 | A4 | .0320 X .969 | METL NONFERROUS COPPER ALLOY | - | - | - | 101 | 1 | 3 | 5.0 - 3.0 | 4.48 - 3.49 | - | .202 | .210 |
| | 12054839 | A | .0290 X .969 | METAL STEEL SKIN ROLLED | - | - | - | 101 | 1 | 1 | 2.0 - 1.0 OR 2.0 STRAP | 3.10 - 2.48 | - | .202 | .150 |
| | X 08917226 | B3 | .0403 X 1.250 | METL COPPER ALLOY | - | - | - | 104 | 3 | 1 | 2.0 - 1.0 | 3.97 - 3.36 | 15 | .343 | .165 |
| ○ | 08917011 | A4 | .0320 X .969 | METL NONFERROUS COPPER ALLOY | - | - | - | 101 | 4 | 1 | 2.0 - 1.0 | 3.10 - 2.48 | - | .171 | .150 |
| | X 08917437 | B | .0403 X 1.062 | METL COPPER ALLOY | - | - | - | 102 | 1 | 3 | (1) 3.0 & (1) 2.0 -1.0 | 3.48 - 3.49 & 3.97 - 3.36 | - | .202 | .280 |
| | 08917819 | A | .0295 X 1.250 | METL COPPER ALLOY | - | - | - | 103 | 3 | 1 | 0.8-0.5 | 2.76 - 2.03 | - | .343 | .145 |
| | X 08905824 | B3 | .0320 X 1.062 | METL COPPER ALLOY | - | - | - | 102 | 1 | 1 | (2) 2.0 - 1.0 | 3.10 - 2.48 | 215 | .202 | .230 |
| | X 08900175 | B3 | .0320 X 1.062 | METL COPPER ALLOY | 08900470 | B3 | METL COPPER ALLOY | 102 | 2 | 1 | (2) 0.8 - 0.5 | 2.76 - 2.03 | 219 | .280 | .180 |
| ○ | X 06288782 | W4 | .0403 X 1.062 | METL COPPER ALLOY | 06288783 | W3 | METL COPPER ALLOY | 102 | 1 | 3 | 5.0 - 3.0 | 4.48 - 3.49 | 11 | .202 | .230 |
| ○ | X 02984788 | T3 | .0403 X 1.062 | METL COPPER ALLOY | 02984789 | T3 | METL COPPER ALLOY | 102 | 2 | 3 | 5.0 - 3.0 | 4.48 - 3.49 | 11 | .280 | .230 |
| | 02984629 | T4 | .0320 X .969 | METL NONFERROUS COPPER ALLOY | 02984630 | - | METL COPPER ALLOY | 101 | 1 | 1 | 0.8 - 0.5 | 3.13 - 2.69 | - | .202 | .145 |
| | X 02984627 | T3 | .0320 X 1.062 | METL COPPER ALLOY | 02984628 | T3 | METL COPPER ALLOY | 102 | 3 | 2 | 2.0 - 1.0 | 3.10 - 2.48 | 15 | .343 | .160 |
| ○ | X 02984625 | W3 | .0320 X 1.062 | METL COPPER ALLOY | 02984626 | W3 | METL COPPER ALLOY | 102 | 2 | 1 | 0.8 - 0.5 | 2.76 - 2.03 | 19 | .280 | .145 |
| ○ | X 02984506 | W5 | .0320 X 1.062 | METL COPPER ALLOY | 02984507 | - | METL COPPER ALLOY | 102 | 3 | 1 | 0.8 - 0.5 | 2.76 - 2.03 | 19 | .343 | .145 |
| | 02984374 | S4 | .0320 X .969 | METL NONFERROUS COPPER ALLOY | 02984375 | S4 | METL COPPER ALLOY | 101 | 1 | 1 | 2.0 - 1.0 | 3.10 - 2.48 | - | .202 | .150 |
| ○ | X 02984171 | T3 | .0320 X 1.062 | METL COPPER ALLOY | 02984172 | T3 | METL COPPER ALLOY | 102 | 2 | 2 | 2.0 - 1.0 | 3.10 - 2.48 | 15 | .280 | .160 |
| ○ | 02984168 | S4 | .0320 X .969 | METL NONFERROUS COPPER ALLOY | 02984041 | S3 | METL COPPER ALLOY | 101 | 1 | 1 | (2) 0.8-0.5 | 2.76 - 2.03 | - | .202 | .180 |
| | 02984462 | T5 | .0320 X .969 | METL NONFERROUS COPPER ALLOY | 02977971 | T3 | METL COPPER ALLOY | 101 | 1 | 1 | 0.8-0.5 | 2.76 - 2.03 | - | .202 | .145 |
| PED | PART NO | REV | MATL SIZE | MATL SPEC | PART NO | REV | MATL SPEC | TYPE | HOLE CONST | WIRE CONST | SIZE (MM²) | DIA (MM) | ID | A | Ohms |
| | UNPLATED | | | | TIN PLATED | | | | | | CABLE | | | | |

| | | |
|---|---|---|
| 0.343 | 5/16 | M8 |
| 0.280 | 1/4 | M6.3 |
| 0.202 | #10 | --- |
| 0.171 | #8 | M4 |
| DIA A | STANDARD | METRIC |
| | SCREW/STUD SIZE | |

NOTES

1. UNLESS OTHERWISE SPECIFIED AND/OR INDICATED: DIMENSIONS ARE TO FACE OF VIEW SHOWN AND AUTOMATICALLY ROUNDED BY COMPUTER FOR INSPECTION. (SEE MATH MODEL FOR PRECISE DIMENSIONS.) FOR ALL OTHER DIMENSIONS NOT SHOWN BUT REQUIRED FOR TOOL BUILD, SEE MATH MODEL FOR PRECISE TOOL PATH DATA.
2. VISIBLE CRACKS ARE NOT PERMISSIBLE.
3. "*" DENOTES PERMISSIBLE CONSTRUCTION WHEN INDICATED BY "*" IN WIRE CONSTRUCTION COLUMN.
4. POSITION OF TABS MAY BE ROTATED ABOUT ℄ OF HOLE.
5. 12004859 VALIDATED FOR HEATED BACK LITE USAGE ONLY..

THE DRAWING FORMAT IS FOR SUBSET PROPOSAL ONLY PHYSICAL PARTS ARE NOT AVAILABLE FOR ORDERING

PART NUMBERS THAT OR SET HAVE A LINE PRESENT INDICATE THAT PHYSICAL PARTS ARE AVAILABLE FOR ORDERING.

CONTACT DELPHI SALES TO ENSURE AVAILABILITY OF PARTS.

DWG TYPE: PART DRAWING

STYLE

RELEASE (DAY) | DESIGN (DAY)

UNLESS OTHERWISE SPECIFIED

THIS DRAWING IS TO BE INTERPRETED WITH ASME Y14.5M-1994 AND ASME Y14.41-2003 DIGITAL DATA DEFINITION SPECIFICATIONS.

DIMENSIONS ARE IN INCHES

REFERENCE

SEE CHART.

DRAWING NAME: TAXI TERM RING

DRAWING NUMBER: 02984119

SIZE: A0 | SCALE: 5:1 | SHEET NO: 1 OF 1 | TYPE NO: 2 | REV: R | REV NO: 05 | REV: -

DELPHI

DELPHI PACKARD ELECTRICAL/ELECTRONIC ARCHITECTURE

COPYRIGHT 2004 DELPHI TECHNOLOGIES INC. AND/OR ITS AFFILIATES. ALL RIGHTS RESERVED.
PROPRIETARY INFORMATION
THIS DRAWING IS THE SOLE PROPERTY OF DELPHI CORPORATION AND CONTAINS DISTRIBUTION CONFIDENTIAL INFORMATION. THE RECIPIENT AGREES TO MAINTAIN THE INFORMATION IN CONFIDENCE AND NOT REPRODUCE OR TRANSMIT THIS INFORMATION IN WHOLE OR IN PART, DISCLOSE THE INFORMATION TO ANY PERSON OR ORGANIZATION OUTSIDE OF THE RECIPIENT'S ORGANIZATION, OR USE THE INFORMATION FOR ANY PURPOSE OTHER THAN THE ONE FOR WHICH IT IS GIVEN, UNLESS EXPRESS WRITTEN AUTHORIZATION IS OBTAINED FROM DELPHI CORPORATION.

| DR | DATE |
|---|---|
| APVD1 J. VILLANI | 01MR04 |
| APVD2 J. VILLANI | 01MR04 |
| APVD3 E. HAROLDSON | 10MR04 |
| APVD4 | |
| APVD5 | |

SUBSTANCES OF CONCERN AND RECYCLED

COPYRIGHT FOR DELPHI REMOVED

MATERIAL

ALL DIMENSIONS ARE IN INCHES

THIRD ANGLE PROJECTION

DO NOT SCALE

USE MATH DATA

NX