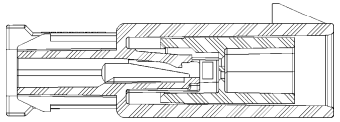
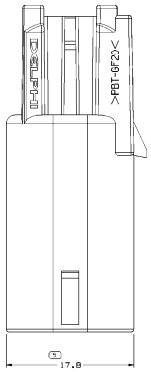
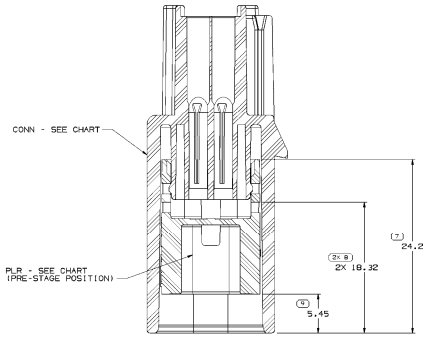
SYMBOL DEFINITION		MISSING SYMBOLS
A DIMENSION WITHOUT AN INSPECTION REPORT SYMBOL [] DOES NOT REQUIRE INSPECTION. IT MAY BE CONTROLLED ON THE INDIVIDUAL COMPONENT DRAWING.	TOTAL NO OF INSPECTIONS REQUIRED: 12	NO MISSING SYMBOL NUMBER
	LAST NO. USED: 10	

DWG STATUS DATE	STS	REC	N/P	CHG	ZONE	REVISION HISTORY	AUTH	DR	APVD/APVD 1	2
13DC05	R	01	-	-		WAS PE13791 AND RELEASED	272853	LMB	LMB	BR
07DE05	R	02	-	-		REVISED CONNECTOR AND PLR GRAPHICS TO REFLECT LATEST CHANGES MOVED PLR TO PRE-STAGE POSITION	274995	RH	RH	BR
09JN09	R	02	AA	-		ADDED APPLICATION DATA & APPEARANCE ITEM NOTES AND REMOVED MATING COMPONENTS & PART ACCEPTS NOTES	408165	MAL	GLG	DGL
29NO11	R	02	AB	-		ADDED PERFORMANCE REQUIREMENT NOTE	416268	CBG	CBG	DGL

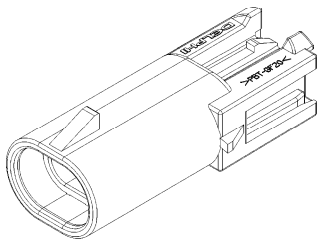


SECTION B - B

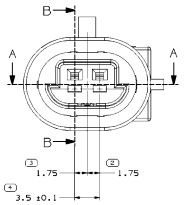


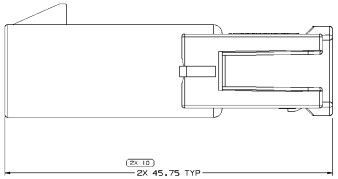


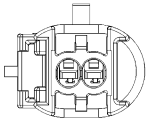
SECTION A - A

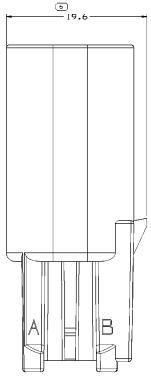












NOTES

1. UNLESS OTHERWISE SPECIFIED AND/OR INDICATED:

 DIMENSIONS ARE TO FACE OF VIEW SHOWN AND AUTOMATICALLY ROUNDED BY COMPUTER FOR INSPECTION (SEE MATH MODEL FOR PRECISE DIMENSIONS). FOR ALL OTHER DIMENSIONS NOT SHOWN BUT REQUIRED FOR TOOL BUILD, SEE MATH MODEL FOR PRECISE TOOL PATH DATA.

2. SEALING CODE 3 - DESIGN WILL PASS SALT FOG AND IMMERSION TEST AFTER CONDITIONING AS SPECIFIED IN ESA-644 (WEATHER-PACK),ESA-710 (METRI-PACK), ESA-650 (UNDERHOOD MICRO-PACK), C-4006 (WORLD CONNECTOR), ETC WHEN MATED TO MATING PART OR EQUIVALENT

3. WHEN PARTS ARE SHIPPED THEY MUST BE PACKED IN PLASTIC BAGS OR SHIPPING CONTAINERS MUST BE LINED WITH PLASTIC LINERS. BAGS OR LINERS MUST BE SEALED TO AVOID FOREIGN MATTER.

4. FOR APPLICATION DATA SEE THE APPLICATION DRAWING.

5. THIS PRODUCT IS NOT CATEGORIZED AS AN APPEARANCE ITEM, MINOR IMPERFECTIONS INCLUDING, BUT NOT LIMITED TO, FLOW MARKS, COLOR BLEMISHES, GATE VESTIGE, AND SOFT FLASH THAT DO NOT AFFECT THE FIT, FORM, OR FUNCTION OF THE PART ARE PERMISSIBLE PER DPNP-4.7-CS-01.

6. THIS CONNECTION MEETS OR EXCEEDS SAE/USCAR-2 AUGUST 1997; SECTION 5.3.1.2: TERMINAL DISENGAGE CRITERIA WITH THE APPLICATION OF A TERMINAL POSITION ASSURANCE (TPA) SECONDARY LOCK.

PART NO	CONN	PLR
13543639	13543635	13543636

DWG TYPE: PART DRAWING
STYLE:
RELEASE STATUS: RELEASED
SIZE: D

UNLESS OTHERWISE SPECIFIED
DIMENSIONING & TOLERANCING PER ASME Y14.5M-1994
MATERIAL PER DELPHI ENGINEERING SPECIFICATION
PLASTIC PARTS PER GM9984P
ALL DIMENSIONS ARE IN MILLIMETERS

DELPHI
DELPHI PACKARD ELECTRICAL/ELECTRONIC ARCHITECTURE
WARREN, OH

		DATE
DR	L.M. BASKIN	13DC05
APVD1	L.M. BASKIN	13DC05
APVD2	L.M. BASKIN	13DC05
APVD3	GLENN ROBISON	13DC05
APVD4		
APVD5		

SUBSTANCES OF CONCERN ARE RESTRICTED
COPYRIGHT 2013 DELPHI CORPORATION

MATERIAL: SEE CHART

DRAWING NAME: ASM CONN 2 M GT 150 SLD

DRAWING NUMBER: 13543639

SIZE	SCALE	SHEET NO	ZN	REV	N/P
A0	5:1	1 OF 1		R	02 AB

ATMOSPHERIC WORK ENV.

FROM	0	20	40	60	80	100	120	140	160	180	200
TO	20	40	60	80	100	120	140	160	180	200	220

TEMPERATURE RANGE SPECIFICATION
-40 | 85 | 105 | 125 | 150 | 175 | 200 | °C

SYSTEM OF MEASUREMENT: MM

THIRD ANGLE PROJECTION

DO NOT SCALE

USE MATH DATA

THIS DRAWING IS THE PROPRIETARY PROPERTY OF DELPHI AUTOMOTIVE SYSTEMS LLC. IT IS LOANED SUBJECT TO THE AGREEMENT THAT IT WILL NOT BE REPRODUCED, COPIED OR LOANED IN WHOLE OR IN PART, NOR USED AS THE BASIS FOR MANUFACTURE OR SALE OF APPARATUS OR EQUIPMENT WITHOUT WRITTEN PERMISSION. ANY USE OF THIS DRAWING IS SUBJECT TO THE TERMS OF THE AGREEMENT UNDER WHICH IT WAS LOANED.