CODING A M2:1	CODING B M2:1	CODING C M2:1	CODING D M2:1	CODING E M2:1	CODING F M2:1	CODING Z M2:1
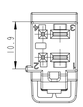	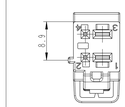	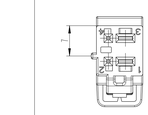	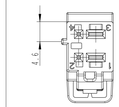	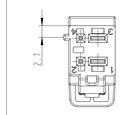	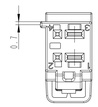	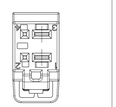

ALTERNATIVE INSCRIPTION
Alternativ Beschriftung

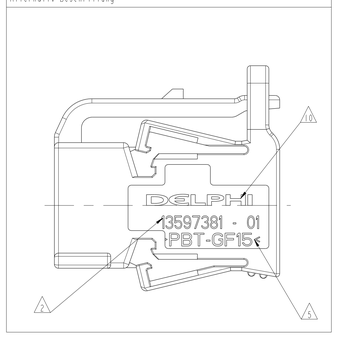

NOTES / Bemerkungen:

1	DELPHI / MVL COMPANY LOGOTYPE DELPHI / MVL Firmenlogo
2	DELPHI / MVL- PART-NO. ; SEE TABLE DELPHI / MVL- Teilenummer ; siehe Tabelle
3	REVISION INDEX Teileaenderungsindex
4	REVISION INDEX OF COMPONENT Teileaenderungsindex der Komponente
5	IDENTIFICATION OF MATERIAL ACC. TO VDA 260 Materialkennzeichnung nach VDA 260
6	DATE CLOCK Datumuhr
7	CAVITY MARK, FOR EXAMPLE 1,2,3... Nestmarkierung, Beispiel 1,2,3...
8	TERMINAL SEE TABLE Kontakt siehe Tabelle
9	DETAILS OF DESIGN ARE LEFT TO MANUFACTURER Einzelheiten der Ausfuehrung bleiben dem Hersteller ueberlassen
10	DELPHI LOGO DELPHI - Firmenzeichen
11	CODING F SHOWN Kodierung F gezeichnet
12	ONLY THE GERMAN LANGUAGE SHALL BE BINDING Nur der deutsche Text ist bindend

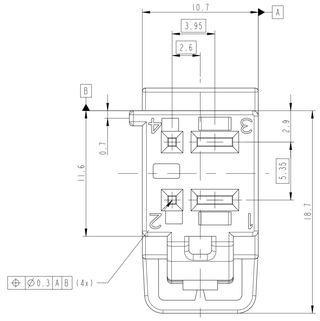

CONDITION ON DELIVERY
Anlieferzustand

RETAINER IN PRELOCKED POSITION
2. Kontaktsicherung in Vorrastestellung

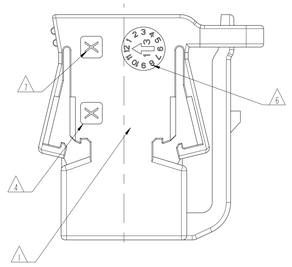

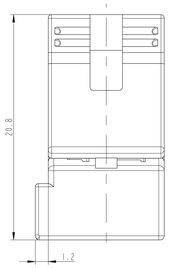

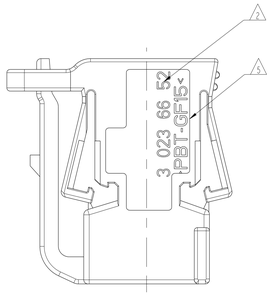

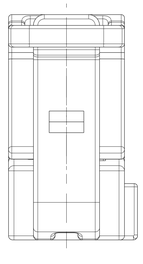

RETAINER IN ENDLOCKED POSITION
2. Kontaktsicherung in Endraststellung

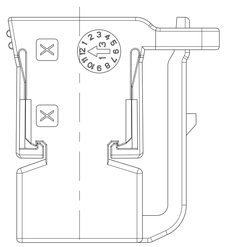

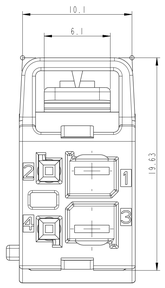

3D VIEW / 3D Ansicht
M 1:1

ORDER-NO. Bestell-Nr.	REV. Ind.	PART-NO. Teile-Nr.	REV. Ind.	TITLE Benennung	Cod. Kod.	Weight Gewicht [g]	COLOUR Farbe	SUITABLE FOR: INTERFACE Passend zu: Schnittstelle
~~3 023 66 95~~		~~33500045~~			~~F~~	~~2.72~~	~~WATER BLUE/wasserblau~~	
3 023 66 52	C	13597381	01	FEMALE HOUSING Buchsengehaeuse	F	2.72	BROWN/braun	9 339 03 05
3 023 66 47	C	33500044	01		E	2.72	MAY GREEN/maigruen	9 339 03 04
~~3 023 66 39~~	-	~~33500043~~	-		~~D~~	~~2.72~~	~~CLARET VIOLET/bordeauxviolett~~	~~9 339 03 03~~
~~3 023 66 25~~	-	~~33500042~~	-		~~C~~	~~2.72~~	~~LIGHT BLUE/lichtblau~~	~~9 339 03 02~~
~~3 023 66 10~~	-	~~33500041~~	-		~~B~~	~~2.72~~	~~NATURE/natur~~	~~9 339 03 01~~
~~3 023 66 04~~	-	~~33500040~~	-		~~A~~	~~2.72~~	~~BLACK/schwarz~~	~~9 339 03 00~~
MVL		DELPHI						COUNTER PART Gegenstueck

GENERAL TOLERANCES / Allgemeine Toleranzen

RANGE OF NOMINAL DIMENSION Nennmassbereich	FROM über	0	>1	>3	>6	>10	>15	>22	>30	>40	>53	>70	>90	>120
	UP TO bis	1	3	6	10	15	22	30	40	53	70	90	120	1000
TOLERANCE Toleranz		±0.08	±0.09	±0.1	±0.11	±0.13	±0.15	±0.17	±0.2	±0.24	±0.28	±0.34	±0.41	±0.50
RADII, CHAMFERS / Rundungen, Fasen												±0.2		
ANGLES / Winkel												±1°		
GENERAL SYMMETRY TOLERANCE / Allgemeintoleranz Symmetrie												⌯ 0.2		
GEOMETRICAL TOLERANCES / Form- und Lagetoleranzen												ISO 2768 - H EN ISO 11 01		
SURFACE TEXTURE / Oberflaechenbeschaffenheit												ISO 1302		
TOLERANCE PRINCIPLE / Toleranzgrundsatz												ISO 8015		

Noch TB. BUCHSENKONTAKT AMP-Zeichnungs-Nr.: 929 454 und 1355934 ACCORDING TO AMP-DRAWING NO.: 929 454 and 1355934 Normale Anwendung / STANDARD APPLICATION		
Systemart: SYSTEM METHOD	Leitungsquerschnitt WIRE CROSS-SECTION	
0.63	0.14 - 0.22	
	0.25 - 0.50	
	0.50 - 0.75	
2.8 x 0.63	0.35 - 0.5	
	>0.5 - 1	
	>1 - 2.5	

14-03342	ABT-10 B23-8 PR10-12	tol. table added code E activated table - alternative inscription added
13-01305	B19-23	delphi no. added

ECN-NO. ECN-NUMMER	POSITION POSITION	CHANGE DESCRIPTION ANDERUNGSBESCHREIBUNG

COPYRIGHT DELPHI CORPORATION AND/OR ITS AFFILIATES: ALL RIGHTS RESERVED. REVISED
THIS DRAWING IS THE PROPERTY OF DELPHI CORPORATION AND CONTAINS DELPHI CONFIDENTIAL INFORMATION. THE REPRODUCTION, DISTRIBUTION AND UTILIZATION OF THIS DRAWING, AND THE COMMUNICATION OF ITS CONTENTS TO OTHERS WITHOUT EXPRESS AUTHORITY IS PROHIBITED. OFFENDERS WILL BE HELD LIABLE FOR PAYMENT OF DAMAGES. ALL RIGHTS ARE RESERVED.
DIESE ZEICHNUNG IST EIGENTUM DER DELPHI CORPORATION UND ENTHAELT DELPHI VERTRAULICHE INFORMATION. DER REPRODUKTION, DER VERTEILUNG UND DER NUTZUNG DIESER ZEICHNUNG, SOWIE DER MITTEILUNG ZU ANDEREN OHNE AUSDRUECKLICHE ERLAUBNIS WERDEN SCHADENSERSATZANSPRUECHE GEGEN DEN VERSTOESSENDEN GELTEND GEMACHT. ALLE RECHTE VORBEHALTEN.

PRODUCT SPEC. PRODUKT-SPEC.	PACKAGING SPEC. VERPACKUNG-SPEC.	APPLICATION SPEC. ANWENDUNG-SPEC.	
9 901 04 50	9 903 00 30	9 902 05 30	
TOLERANCES TOLERANZEN	see tab	MATERIAL MATERIAL	PBT-GF15
CONFORMITY No. ASSIMILATION No.	- -	COLOUR FARBE	see tab
DO NOT MEASURE DRAWING ZEICHNUNG NICHT VERMESSEN		MOUL. NO. WERKZEUG-NR.	- -
	DATE DATUM	NAME NAME	
CHECKED BY GEPRUEFT VON	2009.06.12	M.FISCHER	
ADDITIONAL STANDARD ZUSAETZLICHE STANDARD	2014/03/12	M.WELTHER	
CHECKED BY PRODUCT ENGINEERING GEPRUEFT VON PRODUKTENTWICKLUNG	2014/03/12	M.SCHWENDELAR	
	2014/03/12	CSAF-HEIDENLOHN	
CIS. NAME CIS. NAME	30236601		

PROJECT PROJEKT	4W female housing control-unit MQS-MPQ	
CIP NO. CIP-NUMMER	EU-030532	CAT. NO. CATALOG NO. - -
DOCUMENT UNDER PDS CONTROL DOCUMENT CONTROLLED BY PDS NO MODIFICATION ALLOWED DATEIEN UNTERSTEHEN PDS-KONTROLLE KEINE ABAENDERUNG ZULESSIG		

DOCUMENT CONTROLLED BY PDS
NO MODIFICATION ALLOWED
DATEIEN UNTERSTEHEN PDS-KONTROLLE
KEINE ABAENDERUNG ZULESSIG

DELPHI
DELPHI PACKARD ELECTRICAL/ELECTRONIC ARCHITECTURE
WERNER-HEISENBERG-STRASSE 1
76227 KARLSRUHE

CAD SYSTEM		
pro / eng.		
DRAWING FORMAT		A0
APPROVAL LEVEL FREIGABESTUFE		
DRAWING NUMBER ZEICHN.-NUMMER	30236601	F
STATE STATUS	SERIAL RELEASED	
PART NUMBER TEILENUMMER	See Table	REV. INDEX -
SHEET BLATT	1 of 1 von	
SCALE M	5:1	

4W female housing MQS-MPQ

ISO PROJECTION ISO PROJEKTION

DIMENSIONS IN MILLIMETERS DIMENSIONEN IN MILLIMETER

DIN EN ISO 128-30