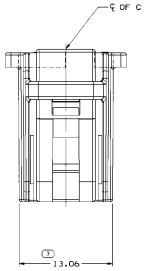
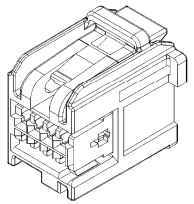
SYMBOL DEFINITION		
A DIMENSION WITHOUT AN INSPECTION REPORT SYMBOL () DOES NOT REQUIRE INSPECTION. IT MAY BE CONTROLLED ON THE INDIVIDUAL COMPONENT DRAWING.	TOTAL NO OF INSPECTIONS REQUIRED	15
	LAST NO. USED	9

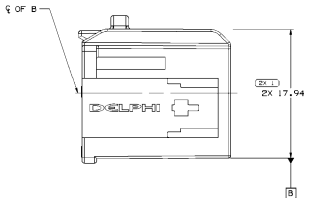
MISSING SYMBOLS

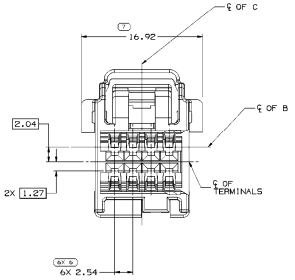
NO MISSING SYMBOL NUMBER

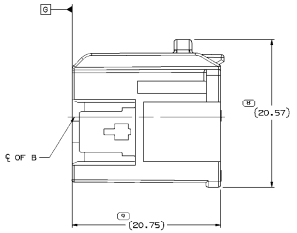
DWG STATUS DATE	STS	REC	N/P	DB	ZONE	REVISION HISTORY	AUTH	DR	APVD/APVD 1	2
14AUG9	U	01	-	-		CREATED PD, TDD & MATH MODEL	439738	MH	MH	MH
28AUG9	U	02	-	-		ALL PARTS - MODIFIED LOCK PROTECTION, UPDATED PDM ATTRIBUTES	439741	MH	MH	MH
03SEP9	U	03	-	-		ALL PARTS - 17.95 WAS 18.11 20.57 WAS 20.72;UPDATED PDM ATRIBUTES	439847	MH	MH	MH
07SEP9	U	04	-	-		ALL PARTS - MODIFIED ISL LOCKING FEATURE;UPDATED PDM ATRIBUTES	439866	MH	MH	MH
21SEP9	R	05	-	-		ALL PARTS - REDUCED LOCK LENGTH	439988	MH	MH	MH
18FEI0	R	06	-	-		ALL PARTS - REVISED DIMS. CREATED TDD	439564	MHS	MHS	MHS
12AUI0	R	07	-	-		ALL PARTS - ADDED MAT SAVER TO CONN LOCK ADDED CHAMFER TO CONNECTOR FRONT.	411377	MHS	MHS	MHS
04SEI1	R	08	-	-		ALL PARTS - REMOVED MATERIAL SAVER FROM CONNECTOR; MODIFIED INNER SECTION FOR TPM AND ADDED WINDOW FOR PLR FEATURES ON TSL.	411781	MHS	MHS	MHS
11NOI1	R	09	-	-		ALL PARTS - DIM 6 2.54X6 WAS 2.54X8	416699	AGG	MHS	MHS
27JAI2	R	10	-	-		FIX GRAPHICS	416793	GPC	GPC	MHS
04MYI2	R	11	-	-		ALL PARTS - ADDED NOTE #6	417793	DAT	MHS	DAT
29MYI2	R	12	-	-		ALL PARTS - DRAWING NAME WAS CONN B F 064	418344	AHG	JAA	AGG

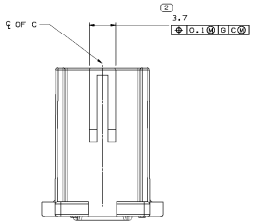




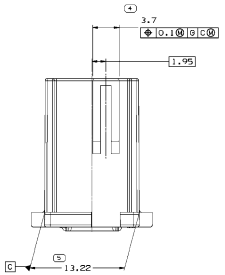








TYPE 102
SAME AS TYPE 101
EXCEPT AS SHOWN



NOTES

1. UNLESS OTHERWISE SPECIFIED AND/OR INDICATED:

 DIMENSIONS ARE TO FACE OF VIEW SHOWN AND AUTOMATICALLY ROUNDED BY COMPUTER FOR INSPECTION (SEE MATH MODEL FOR PRECISE DIMENSIONS). FOR ALL OTHER DIMENSIONS NOT SHOWN BUT REQUIRED FOR TOOL BUILD, SEE MATH MODEL FOR PRECISE TOOL PATH DATA.

2. THIS PRODUCT IS NOT CATEGORIZED AS AN APPEARANCE ITEM. MINOR IMPERFECTIONS INCLUDING, BUT NOT LIMITED TO, FLOW MARKS, COLOR BLEMISHES, GATE VESTIGE, AND SOFT FLASH THAT DO NOT AFFECT THE FIT, FORM, OR FUNCTION OF THE PART ARE PERMISSIBLE PER DPNP-4.7-CS-01.

3. (2.3)X10.1) DELPHI CORPORATE BRAND TO BE LOCATED ON ANY EXTERIOR SURFACE, PREFERABLY VISIBLE AT FINAL ASSEMBLY. OPTIONAL CONSTRUCTION FOR EXISTING TOOLING MAY BE "PED" OR NO LOGO.

4. FOR APPLICATION DATA SEE THE INDIVIDUAL APPLICATION DRAWINGS.

5. TO ASSURE CORRECT TERMINAL POSITION, AN ELECTRICAL TEST HOLDER APPROVED BY BOTH THE DELPHI PACKARD NORTH AMERICA PRODUCT LINE ENGINEER AND ASSEMBLY TOOLING BUSINESS UNIT MUST BE USED. FAILURE TO USE AN APPROVED TEST HOLDER MAY RESULT IN UNSEATED TERMINALS.

6. THESE CONNECTORS CANNOT BE APPLIED INTO DEVICES THAT HAVE 2 8-WAY CONNECTORS SIDE-BY-SIDE.THESE CONNECTORS DO NOT FULLY COMPLY WITH THE USCAR 064-U-008-02-ZOZ FOR SPACING REQUIREMENTS (DIM 7).

PART NO	REV	N/P	MATERIAL SPECIFICATION AND COLOR	TYPE
13782035	02	AE	POLYESTER COMPOUND GRAY	102
13782034	02	AE	POLYESTER COMPOUND BLACK	101

ATMOSPHERIC WORK ENV.									
FROM	0	25	50	75	100	150	200	250	300
TO	25	50	75	100	150	200	250	300	400

TEMPERATURE RANGE (DEGREES CENTIGRADE)
-40 | 85 | 105 | 125 | 150 | 175 | 200

DIMENSIONS ARE IN MILLIMETERS

THIRD ANGLE PROJECTION

DO NOT SCALE

USE MATH DATA

DELPHI
DELPHI PACKARD ELECTRICAL/ELECTRONIC ARCHITECTURE

COPYRIGHT 2009 DELPHI TECHNOLOGIES INC. OR AFFILIATES.
ALL RIGHTS RESERVED.
TYCO ELECTRONICS
TYCO ELECTRONICS IS THE TRADEMARK OF TYCO ELECTRONICS CORPORATION.
THE INFORMATION, DISTRIBUTION OR USE OF THIS DRAWING IS SUBJECT TO COPYRIGHT AND ANY OTHER RIGHTS OF TYCO ELECTRONICS CORPORATION AND/OR ITS AFFILIATES, EXCEPT AS GRANTED IN THE DRAWING AGREEMENT OR WITHOUT EXPRESS AUTHORIZATION IS PROHIBITED.

	NAME	DATE
DR		
APVD1	M. HERNANDEZ	14AUG9
APVD2	M. HERNANDEZ	14AUG9
APVD3	M. HERNANDEZ	14AUG9
APVD4		
APVD5		

SUBSTANCES OF CONCERN: ARE PRODUCT CONFORM PER DELPHI GMW3059

MATERIAL
SEE CHART

DRAWING NAME
TAXI CONN B F OCS 0.64

DRAWING NUMBER
13782036

SIZE	SCALE	TRACK NO	SHEET NO	DES REV	N/P
A0	5:1	1 OF 1	1 OF 1	R 12	-