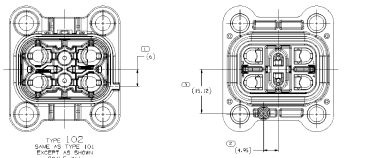

TYPE 102
SAME AS TYPE 101
EXCEPT AS SHOWN
SCALE 3:1

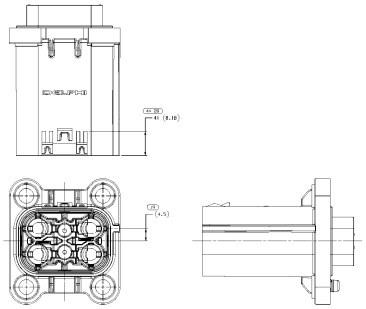

TYPE 103
SAME AS TYPE 101
EXCEPT AS SHOWN
SCALE 3:1

2.4 & 1.0 TERMINAL & WIRE APPLICATION REQUIREMENTS

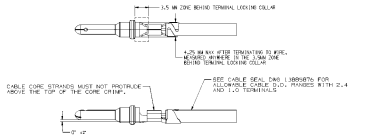

DELPHI MES 2.4 TERMINAL - 13783284 OR EQUIVALENT WITH GOLD PLATED INTERFACE FOR POWER CIRCUITS.
DELPHI MES 1.0 TERMINAL - 13713495 OR EQUIVALENT WITH GOLD PLATED INTERFACE FOR SIGNAL CIRCUITS.

1. 325A CONTINUOUS CURRENT APPLICATIONS REQUIRE 5.0 - 6.0 mm² COPPER CONDUCTORS ON THE 2.4 TERMINALS.
2. GOLD PLATED TERMINAL INTERFACES ARE REQUIRED TO MEET USCAR-2 CONNECTOR ELECTRICAL CRITERIA.
3. TERMINAL TEMPERATURES NEED TO BE MEASURED IN THE APPLICATION TO ENSURE THE FOLLOWING:
   - TERMINAL TEMPERATURE RISE OVER AMBIENT IS ≤30°C AT MAXIMUM CONTINUOUS CURRENT.
   - TERMINAL TEMPERATURE (AMBIENT + RISE) IS ≤125°C AT MAXIMUM CONTINUOUS CURRENT AND MAXIMUM AMBIENT.
4. ELECTRIC VEHICLE CHARGING APPLICATIONS REQUIRE WIRE TO TERMINAL INTERFACE RESISTANCE ≤0.2 mOhms.
   - SOLDERED CRIMPS ARE RECOMMENDED.

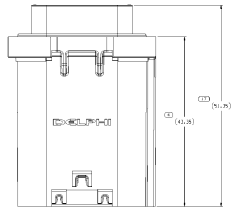

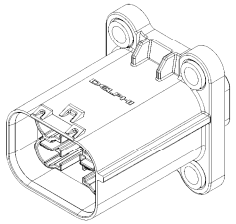

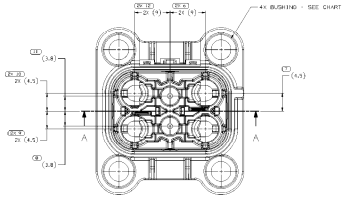

TYPE 101

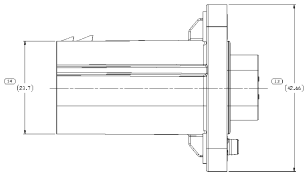

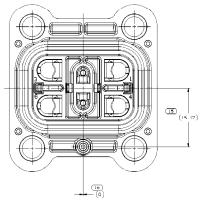

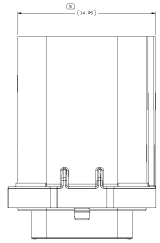

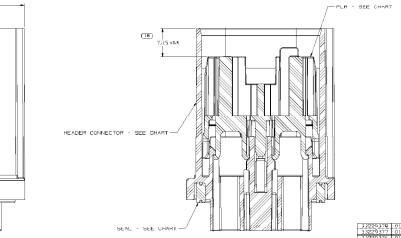

SECTION A-A

SYMBOL DEFINITION			MISSING SYMBOLS
A DIMENSION WITHOUT AN INSPECTION REPORT SYMBOL (*) DOES NOT REQUIRE INSPECTION. IT MAY BE CONTROLLED ON THE INDIVIDUAL COMPONENT DRAWINGS.	TOTAL NO OF INSPECTIONS REQUIRED	27	NO MISSING SYMBOL NUMBER
	LAST NO. USED	29	

DWG CHANGE DATE	DETAIL	NATURE	ZONE	REVISION HISTORY	NEW	BY	APPROVED
08MAY11	R	R1	-	-	#45 RELEASED AND RELEASED	41405	TAT	TAT
26JUL11	R	R2	-	-	ALL PARTS: ADDED UPN AND NO PRV ALL OF TERMINAL	41490	DM	DM/TAT
21JAN12	R	R3	-	-	ALL PARTS - ADDED APPLICATION INFO. AND NOTE #3, 4, 5, & 6	41490	TAT	TAT
16MAY12	R	R4	-	-	ALL PARTS - ADDED "TERMINAL & WIRE" VIEW AND UPDATED "REFERENCE MATING" NOTE	42233	DDC	AM/DDC
13NOV12	R	R5	-	-	CORRECTED ISOMETRIC VIEW	42251	AM	DDC/AM
29MAY13	R	R6	-	-	CREATING ALL NEW SEPARATE DRAWING ALL PARTS - UPDATED "TERMINAL & WIRE" VIEW	42524	AM	AM/DDC
18JUL13	R	R7	-	-	CREATING - UPDATED PART AVAILABILITY	42539	AM	AM/AM
16MAR14	R	R8	-	-	REVISED TERMINAL & WIRE APPLICATION REQUIREMENTS NOTE	42947	TAT	TAT/DDC
04AUG14	R	R9	-	-	ALL PARTS - ADDED CREEPAGE INFORMATION NOTE	42716	AM	TAT/AM
18FEB15	R	R10	-	-	13229134 - 77 & 78 - RELEASED	43808	AM	AM/AM
30AUG16	R	R11	-	-	13229134-78 - UPDATED PART AVAILABILITY	44258	AM	AM/AM
15AUG18	R	R12	-	-	13879030 - 26 & 13879034 - 26 ABSOLUTE AND ADDED "REPLACED BY" INFO	45488	AM	AM/DDC
13AUG19	R	R13	-	-	13879030 - REINSTATED AND REMOVED "REPLACED BY" INFORMATION	45825	AM	AM/DDC
10DEC19	R	R14	-	-	13879030 - OBSOLETE AND ADDED "REPLACED BY" INFORMATION	45896	AM	AM/AM

NOTES:

1. UNLESS OTHERWISE SPECIFIED AND/OR INDICATED:
   DIMENSIONS ARE TO FACE OF VIEW SHOWN AND AUTOMATically PRODUCED BY COMPUTER FOR INSPECTION USE MATH MODEL FOR PRECISE DIMENSIONS FOR ALL OTHER DIMENSIONS NOT SHOWN BUT REQUIRED FOR TOOL BUILD, SEE MATH MODEL FOR PRECISE TOOL PATH DATA.
2. THIS PRODUCT IS NOT CATEGORIZED AS AN APPEARANCE ITEM. MINOR IMPERFECTIONS (SCRATCHES, DENTS, ETC.) WHICH DO NOT INTERFERE WITH PROPER FITTING OF THE CONNECTOR, BUT NOT LIMITED TO FUNCTIONALITY, FIT, FORM, OR FUNCTION OF THE PART ARE MERCHANTABLE PER GMNA 4.7-CS-01.
3. CONNECTOR ASSEMBLIES ARE VALIDATED TO SAE/USCAR-27 REV.01 - AND-108 TEMPERATURE CLASS T1, SEALING CLASS S3, VIBRATION CLASS V1, AND MATING CYCLES M1.
4. SEAL MAY BECOME DISLODGED DURING SHIPPING AND HANDLING BEFORE ATTACHING TO THE MATING DEVICE OR COUPL, THE OPERATOR MUST ENSURE THE SEAL IS INTACT AND PROPERLY INSTALLED ON CONNECTOR.
5. RECOMMENDED FASTENER TIGHTENING TORQUE IS 3.5 +/- 0.5 NEWTON-METERS.
6. HARNESS MANUFACTURER IS RESPONSIBLE FOR VALIDATING THE CONNECTION AS APPLIED ON CABLE TO THE REQUIREMENTS OF SPECIFIC APPLICATIONS.
7. REFERENCE MATING COMPONENTS OR EQUIVALENT:
   MODULE CASE DETAIL - 13943505
8. FOR APPLICATION DATA SEE THE INDIVIDUAL APPLICATION DRAWINGS.
9. CONNECTOR DESIGNS PROVIDE THE FOLLOWING MINIMUM CREEPAGE DISTANCES BETWEEN ADJACENT CONTACTS ASSUMING PER IEC60664 WITH POLLUTION DEGREE 2 AND
   -CAVITIES : TO 4 OR 4 TO 6 = 10.36
   -CAVITIES : TO 3 OR 4 TO 6 = 16.84
   -CAVITIES : TO 6 OR 4 TO 3 = 19.04

PART NO	REV	N/P	TYPE	HEADER CONNECTOR	PLR	BUSHING	SEAL	REPLACED BY
13255276	D1	A1	102	13529492	13529491	13529473	13529513	----------
13255277	D1	A1	101	13529492	13529491	13529473	13529513	----------
13255278	D1	A2	101	13529492	13529491	13529473	13529513	----------
13255279	D1	A2	102	13529492	13529491	13529473	13529513	----------
13255280	D1	A2	103	13529492	13529491	13529473	13529513	----------
13255281	D1	A2	101	13529492	13529491	13529473	13529513	13529378
13255282	D1	A2	102	13529492	13529491	13529473	13529513	13529377
13255283	D1	A2	101	13529492	13529491	13529473	13529513	13529376

DELPHI	DELPHI PROVIDES ELECTRICAL/ELECTRONIC ARCHITECTURE SOLUTIONS
	COPYRIGHT 2012 DELPHI. ALL RIGHTS RESERVED. THIS DRAWING IS THE PROPERTY OF DELPHI AND MAY NOT BE REPRODUCED OR TRANSMITTED IN ANY FORM OR BY ANY MEANS, ELECTRONIC OR MECHANICAL, WITHOUT THE PRIOR WRITTEN PERMISSION OF DELPHI.
TITLE	PART DRAWING
SIZE	
SCALE	
DRAWN BY	
DATE	
APPROVED	
DATE	
DELPHI	
DELPHI	
DELPHI