SYMBOL DEFINITION		
A DIMENSION WITHOUT AN INSPECTION REPORT SYMBOL (7) DOES NOT REQUIRE INSPECTION. IT MAY BE CONTROLLED ON THE INDIVIDUAL COMPONENT DRAWING.	TOTAL NO OF INSPECTIONS REQUIRED	7
	LAST NO. USED	7

MISSING SYMBOLS
NO MISSING SYMBOL NUMBER

DWG STATUS DATE	STS	REC	N/P	DIB	ZONE	REVISION HISTORY	AUTH	DR	APVD 1	APVD 2
22MR12	R	01	-	-		13952702 - RELEASED	417821	CDB	CDB	DBR
29JA14	R	02	-	-		DIM 5.67 +0.25/-0.15 WAS 5.67 AND RELOCATED DIMENSION TO "POSITION CPA"	425378	JVR	JVR	DBR
11AU16	R	03	-	-		ALL PARTS - ADDED NOTES 15 PLUS1 & "SEAL MUST BE FREE" LABEL AND REMOVED "SEALING CODE 4" NOTE	433905	JBM	JBM	JAG
16AU16	R	04	-	-		ALL PARTS - UPDATED CONNECTION MEETS "NOTE"	433944	KBH	JAM	JAG

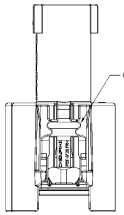

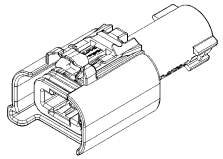

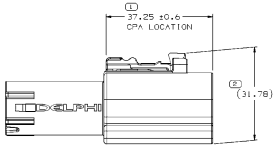

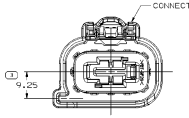

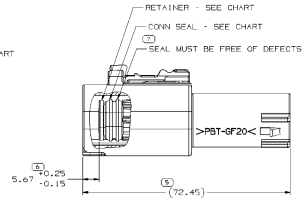

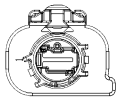

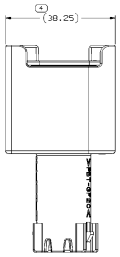

NOTES

1. UNLESS OTHERWISE SPECIFIED AND/OR INDICATED:

   DIMENSIONS ARE TO FACE OF VIEW SHOWN AND AUTOMATICALLY ROUNDED BY COMPUTER FOR INSPECTION (SEE MATH MODEL FOR PRECISE DIMENSIONS). FOR ALL OTHER DIMENSIONS NOT SHOWN BUT REQUIRED FOR TOOL BUILD, SEE MATH MODEL FOR PRECISE TOOL PATH DATA.

2. THIS PRODUCT IS NOT CATEGORIZED AS AN APPEARANCE ITEM. MINOR IMPERFECTIONS INCLUDING, BUT NOT LIMITED TO, FLOW MARKS, COLOR BLEMISHES, GATE VESTIGE, AND SOFT FLASH THAT DO NOT AFFECT THE FIT, FORM, OR FUNCTION OF THE PART ARE PERMISSIBLE PER DRNP-4.7-CS-01.
3. FOR APPLICATION DATA SEE THE INDIVIDUAL APPLICATION DRAWINGS.
4. CONNECTION MEETS USCAR2-Rev 2013, COMPLEMENTED BY USCAR-37 2008 / COMPONENT CLASS: T3, V2, S3 WITH THE FOLLOWING EXCEPTIONS:

   A. CPA PRE-SET TO LOCK ENGAGEMENT FORCE = 35N MAX
   B. CPA LOCK TO PRE-SET DISENGAGEMENT FORCE = 35N MAX

5. PARTS MUST BE FREE OF DUST, DIRT, CARDBOARD FIBER, LOOSE METAL SLIVERS, OR ANY PARTICULATE THAT MAY CAUSE FIT OR FUNCTION CONCERNS.
6. PARTS MUST BE PACKAGED IN COMPARTMENTAL CONTAINERS OR TRAYS.
7. SEALING VERIFICATION AND MARKING REQUIRED PER ES-A-755. PREFERRED CIRCULAR SCRIBE MARK, PAINT MARK ACCEPTABLE AS WELL; DENOTES CONNECTOR ASSEMBLY PASSED LEAK TESTING.
8. SEE P/N TBD FOR CONNECTION SYSTEM ASSEMBLY MANUAL.

PART NO	REV	N/P	TYPE	CONNECTOR	CONNECTOR SEAL	SEAL RETAINER	CPA
13952702	01	AC	101	13802981	13805310	13849761	13842464

A THIS DRAWING REPRESENTS A PART NUMBER WHICH MAY PHYSICAL PARTS ARE NOT AVAILABLE FOR ORDERING.

PART NUMBERS THAT DO NOT HAVE A LINE PRESENT INDICATE THAT PHYSICAL PARTS ARE AVAILABLE FOR ORDERING.

CONTACT ENGINE SALES TO ASSURE AVAILABILITY OF PARTS.

DWG TYPE: PART DRAWING

STYLE

RELEASE DATE | DRAWN DWG

UNLESS OTHERWISE SPECIFIED
THIS DOCUMENT IS TO BE DISCLOSED WITH CARE IN THE FIRM OF DELPHI. IT IS NOT TO BE REPRODUCED OR TRANSMITTED TO THIRD PARTIES, EXCEPTIONS FOLLOWING AT RETURNING IT BY DIRECT DELIVERY TO DELPHI OR ACCESS REFERENCED.

(N/A) PROCESS INSPECTION STANDARDS: REFERENCE

STANDARDS DIMENSIONS ARE IN MILLIMETERS
TOLERANCES UNLESS OTHERWISE SPECIFIED
LIMITS OR DEVIATIONS

STANDARD DIMENSIONS												
FROM	0	3	6	30	120	400	1000	2000	3150	4500	6300	8000
TO	3	6	30	120	400	1000	2000	3150	4500	6300	8000	10000

TOLERANCE LIMITS FOR INTERMEDIATE DIMENSIONS												
±0.25	±0.3	±0.4	±0.5	±0.6	±0.8	±1	±1.2	±1.6	±2	±2.5	±3	±4

THIRD ANGLE PROJECTION

DO NOT SCALE DRAWING

USE MATH DATA

NX

DELPHI

DELPHI PACKARD ELECTRICAL/ELECTRONIC ARCHITECTURE

COPYRIGHT 2012 DELPHI AUTOMOTIVE SYSTEMS LLC
ALL RIGHTS RESERVED.
UNPUBLISHED WORK.
THIS DRAWING IS THE PROPRIETARY INFORMATION OF DELPHI AUTOMOTIVE SYSTEMS LLC. THE INFORMATION CONTAINED HEREIN IS TO BE USED ONLY WITH DELPHI OR WITH PERSONNEL OF DELPHI AUTOMOTIVE SYSTEMS LLC WHOM THE DRAWING IS ISSUED. NO DISCLOSURE OR DISTRIBUTION OF THIS DRAWING TO OTHERS IS PERMITTED WITHOUT EXPRESS AUTHORIZATION FROM DELPHI.

		DATE
DR		
APVD1	CARLOS DEL BOSQUE	22MR12
APVD2	CARLOS DEL BOSQUE	22MR12
APVD3	GLENN ROBISON	22MR12
APVD4		
APVD5		

SUBSTANCES OF CONCERN: NO RECYCLED CONTENT FOR DELPHI (EMBEDDED)

MATERIAL: SEE CHART

DRAWING NAME: TAXI ASM CONN 1 F PWR PACK 1000 SLD

DRAWING NUMBER: 13952703

SIZE	SCALE	TRACK NO	SHEET NO	TOT	REV	TOP
A0	2:1	1	1 OF 1	1	R 04	-