SYMBOL DEFINITION			MISSING SYMBOLS
A DIMENSION WITHOUT AN INSPECTION REPORT SYMBOL [ ] DOES NOT REQUIRE INSPECTION. IT MAY BE CONTROLLED ON THE INDIVIDUAL COMPONENT DRAWING.	TOTAL NO OF INSPECTIONS REQUIRED	13	NO MISSING SYMBOL NUMBER
	LAST NO. USED	13	

DWG STATUS					ZONE	REVISION HISTORY	AUTH	DR	APVD	APVD
DATE	STG	REV	APP	CHG					1	2
02FEB9	R	E5	-	-	-	CLEARED REV COLUMN, REDRAWN TO PD AND UPDATED MAT'L CALLOUT	407206	LJH	CEB	LHT

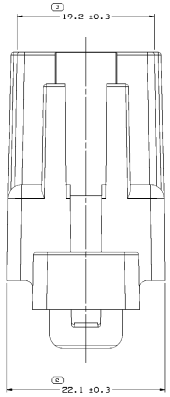

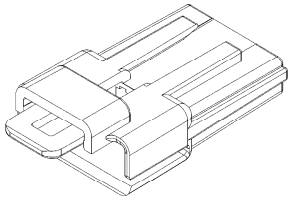

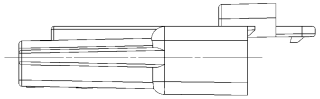

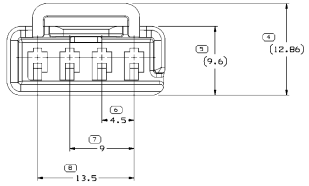

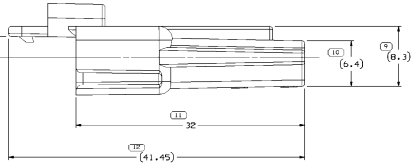

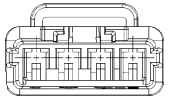

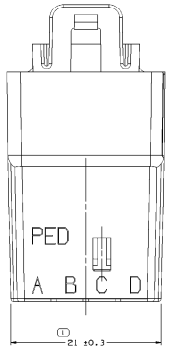

NOTES

1. UNLESS OTHERWISE SPECIFIED AND/OR INDICATED:
   DIMENSIONS ARE TO FACE OF VIEW SHOWN AND AUTOMATICALLY ROUNDED BY COMPUTER FOR INSPECTION. (SEE MATH MODEL FOR PRECISE DIMENSION)
   FOR ALL OTHER DIMENSIONS NOT SHOWN BUT REQUIRED FOR TOOL BUILD, SEE MATH MODEL FOR PRECISE TOOL PATH DATA.
2. MATERIAL RECYCLING CODE PER ISO 11469. (2.31X10.1) CHARACTERS AS SHOWN TO BE LOCATED ON ANY EXTERIOR SURFACE. OPTIONAL CONSTRUCTION TO BE NO MATERIAL RECYCLING CODE.
3. THIS PRODUCT IS NOT CATEGORIZED AS AN APPEARANCE ITEM. MINOR IMPERFECTIONS INCLUDING, BUT NOT LIMITED TO, FLOW MARKS, COLOR BLEMISHES, GATE VESTIGE, AND SOFT FLASH THAT DO NOT AFFECT THE FIT, FORM, OR FUNCTION OF THE PART ARE PERMISSIBLE PER NAP 4.10-18.
4. THIS PART IS NOT CONTROLLED FOR AUTOMATIC FEEDING.
5. (2.3)X(0.1) DELPHI CORPORATE BRAND TO BE LOCATED ON ANY EXTERIOR SURFACE, PREFERABLY VISIBLE AT FINAL ASSEMBLY. OPTIONAL CONSTRUCTION FOR EXISTING TOOLING MAY BE "PED" OR NO LOGO.
6. FOR APPLICATION DATA SEE THE APPLICATION DRAWING.
7. NON-STANDARD CLIP SLOT. USE METAL CLIPS ONLY.

DIMENSIONS	RANGE	MIN											
FROM	> 0	> 30	> 50	> 70	> 100	> 150	> 200	> 250	> 300				
TO	30	50	70	100	150	200	250	300	400				
TOLERANCE	±0.05	±0.06	±0.08	±0.10	±0.12	±0.15	±0.20	±0.25	±0.30				
	±0.15	±0.2	±0.3	±0.4	±0.5	±0.6	±0.8	±1	±1.2				

ANGULAR TOLERANCE ±2°

(11) PROCESS SENSITIVE DIMENSION

DIMENSIONS INDICATED IN ( ) INDICATE REFERENCE DIMENSIONS AND DO NOT REQUIRE INSPECTION.

DWG TYPE	PART DRAWING
STYLE	
VOLUME (CU) 3.024	SIZE D

UNLESS OTHERWISE SPECIFIED

DATA PROVIDED IN THIS DRAWING AND ANY MODEL USED TO GENERATE THIS DRAWING IS THE PROPRIETARY PROPERTY OF DELPHI AND MAY NOT BE REPRODUCED OR DISCLOSED TO OTHERS WITHOUT PRIOR WRITTEN PERMISSION.

ALL DIMENSIONS ARE IN MILLIMETERS

REFERENCE

THIRD ANGLE PROJECTION

DO NOT SCALE

USE MATH DATA

NX

DELPHI

DELPHI PACKARD ELECTRICAL/ELECTRONIC ARCHITECTURE
WARREN, OH

		DATE
DR		
APVD1	JEFF REYES	05OCB8
APVD2	TOM NADASKY	01NOB8
APVD3	S. YANG	02FEB9
APVD4		
APVD5		

SUBSTRATE(S) OF CONCERN AND RECYCLED CONTENT PER DELPHI (09-450)

MATERIAL
POLYAMIDE COMPOUND BLACK

DRAWING NAME
CONN 4 W M/P 150

DRAWING NUMBER
12092163

SIZE	SCALE	TOTAL SH	SHEET NO	STG	REV	A/P
A0	5:1	1 OF 1	1 OF 1	R	E5	-