SYMBOL DEFINITION		
A DIMENSION WITHOUT AN INSPECTION REPORT SYMBOL ( ) DOES NOT REQUIRE INSPECTION. IT MAY BE CONTROLLED ON THE INDIVIDUAL COMPONENT DRAWING.	TOTAL NO OF INSPECTIONS REQUIRED	22
	LAST NO. USED	17

MISSING SYMBOLS
NO MISSING SYMBOL NUMBER

DWG STATUS					ZONE	REVISION HISTORY	AUTH	DR	APVD	APVD
DATE	SYM	REV	INP	CHG					I.L.E.	
19JN01	R	E3	-	-		REDRAWN TO PD	205410	JYD	EOV	BMC
19JN01	R	06	-	-		REVISED MAT'L SPEC	207231	JYD	EOV	BMC
23MAJ0	K	U6	AA	-		1.3 +0.3/-0.15 WAS 1.3 +0.12	233894	MM	MM	SI

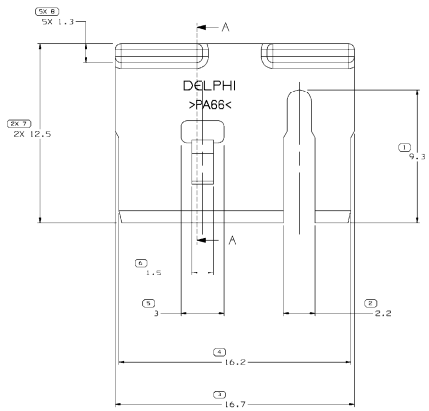

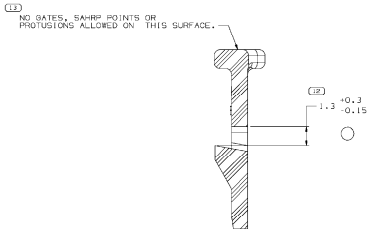

SECTION A - A

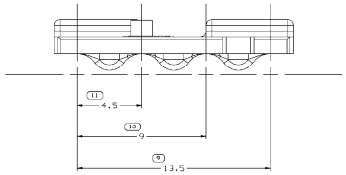

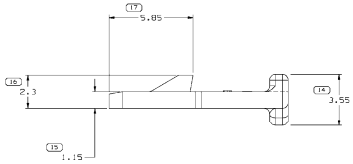

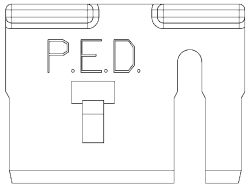

OPTIONAL CONSTRUCTION

NOTES

1. UNLESS OTHERWISE SPECIFIED AND/OR INDICATED:
   DIMENSIONS ARE TO FACE OF VIEW SHOWN AND AUTOMATICALLY ROUNDED BY COMPUTER FOR INSPECTION (SEE MATH MODEL FOR PRECISE DIMENSIONS). FOR ALL OTHER DIMENSIONS NOT SHOWN BUT REQUIRED FOR TOOL BUILD, SEE MATH MODEL FOR PRECISE TOOL PATH DATA.
   ALL RADII 0.4
   DRAFT IS 1° MAX ON ALL OUTSIDE SURFACES
2. TOOL CAVITY IDENTIFICATION SHOULD BE LOCATED AS CLOSE TO THE GATE AS POSSIBLE.
3. MATERIAL RECYCLING CODE >PA66< PER SAE J1344. (1)X10.1) RAISED CHARACTERS AS SHOWN TO BE LOCATED ON ANY EXTERIOR SURFACE. OPTIONAL CONSTRUCTION TO BE NO MATERIAL RECYCLING CODE.
4. THIS PART IS NOT CONTROLLED FOR AUTOMATIC FEEDING.
5. MATING COMPONENTS OR EQUIVALENT:
   CONNECTOR 12092162 & 12092163
6. (1)X10.1) RAISED DELPHI CORPORATE BRAND TO BE LOCATED ON ANY EXTERIOR SURFACE, PREFERABLY VISIBLE AT FINAL ASSEMBLY. OPTIONAL CONSTRUCTION TO BE "PED" OR NO LOGO.

PART TYPE	PART DRAWING
TITLE	
VOLUME (CUF)	0.239
WEIGHT	1/900.6901
ENTER CODE	

UNLESS OTHERWISE SPECIFIED
THIS DOCUMENT IS IN ACCORDANCE WITH ASME Y14.5M-1994 UNLESS OTHERWISE SPECIFIED. THIS DOCUMENT IS THE PROPERTY OF DELPHI. THIS DOCUMENT IS PROVIDED AS-IS AND RELATED DATA APPLY ONLY THOSE REQUIREMENTS SPECIFIED IN THE DOCUMENT. DELPHI DOES NOT WARRANT THE ACCURACY OR COMPLETENESS OF INFORMATION OR LOCATION TOLERANCES. DELPHI DOES NOT ON UNLESS MAY BE BINDING WARRANTY, REPRESENTATION OR GUARANTEE.
ALL DIMENSIONS ARE IN MILLIMETERS

REFERENCES

2	PROCESS SENSITIVE DIMENSION
	DIMENSIONS INCLUDED ONLY IN PACKAGE. DIMENSIONS INCLUDED ONLY IN PACKAGE. LIMITS ARE ESTABLISHED

R 0.1 MAX
R 0.2 MAX
SHARP CORNER TOLERANCE

DIMENSIONAL RANGE (MM)								
FROM	>0.5	>3.0	>6	>10	>30	>100	>200	>300
TO	3	6	10	30	100	200	300	400
TOLERANCE (MILLIMETERS)								
±0.15	±0.2	±0.3	±0.4	±0.5	±0.7	±1.0	±1.5	±2

ANGULAR TOLERANCE ±0°

THIRD ANGLE PROJECTION

DO NOT SCALE USE MATH DATA

DR	
APVD1	J. YEC
APVD2	E. VAZQUEZ
APVD3	D. MACIAS
APVD4	
APVD5	

	DATE
	13JN01
	20JN01
	21JN01

SUBSTANCES OF CONCERN AND RECYCLED CONTENT PER DELPHI (234502)

MATERIAL
W.STAGGOOD PA66 HS (W BLU

DRAWING NAME
TPA M/P 150

DRAWING NUMBER
12092164

SIZE	SCALE	TRANS MAT	SHEET NO	STG	REV	INP
A0	1011	1 OF 1	1 OF 1	R	06	AA

DELPHI
DELPHI PACKARD ELECTRIC SYSTEMS
WARREN,OH