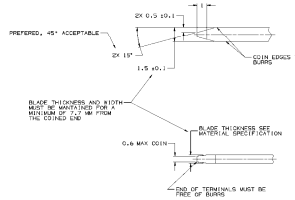

NOTE: TERMINALS ARE IDENTICAL

MATERIAL SPECIFICATIONS:

RECOMMENDED
BASE MATERIAL: C26-210, 01/2(HB), SPRING TEMPER
PLATING: 0.0025/0.0075 MM THICK TIN

MINIMUM
BASE MATERIAL: COPPER ALLOYS, 2 XUS (ASN W 2C/L), USE OF A MATERIAL WITH CONDUCTIVITY < 2 XUS (ACS MUST BE APPROVED BY PACKARD ELECTRIC MATERIALS ENGINEERING.

TENSILE STRENGTH - 407 MPa

PLATING: FOR LOW ENERGY (< 5W) & NON-PASSENGER COMPARTMENT POWER DISTRIBUTION, 0.0025/0.0075 MM THICK TIN. FOR MATERIALS CONTAINING 10% OR MORE ZINC, AN UNDERPLATE OF COPPER 0.0025/0.0075 MM THICK IS REQUIRED.

BLADE THICKNESS
UNCOATED: 0.781 ± 0.025
TIN PLATED: 0.828 ± 0.250

MATING BLADE INFORMATION

SCALE 10:1

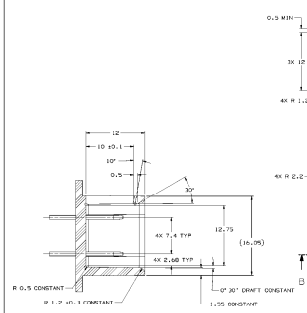

SECTION A-A

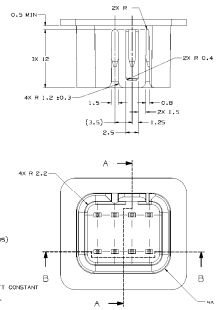

TYPE 101

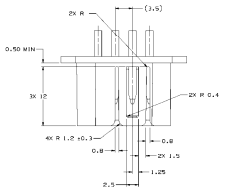

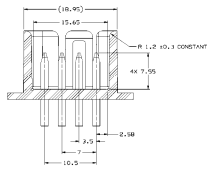

SECTION B-B
LOCK ARM NOT SHOWN FOR CLARITY

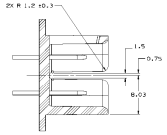

SECTION C-C

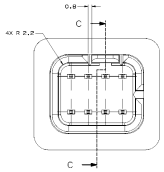

TYPE 102
SAME AS TYPE 101 EXCEPT AS SHOWN

MATING SHROUD INFORMATION

NOTES:

1. UNLESS OTHERWISE SPECIFIED AND/OR INDICATED:
   DIMENSIONING IS TO FACE OF TIN WHEN AND AUTOMATICALLY ROUNDED BY COMPUTER FOR INSPECTION. (SEE MATH MODEL FOR PRECISE DIMENSION)
   ALL RADII 0.5
   DRAFT IS 0°30' ON ALL OUTSIDE SURFACES
2. TERMINALS MUST WITHSTAND A MINIMUM PUSHOUT FORCE OF (RN) 120 LBS.
3. RECOMMENDED BODY MATERIAL: NYLON 66 OR EQUIVALENT FLEXIBLE THERMOPLASTIC.

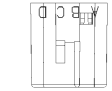

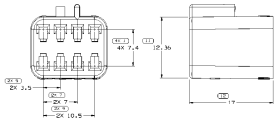

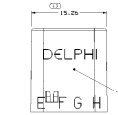

TYPE 101

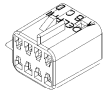

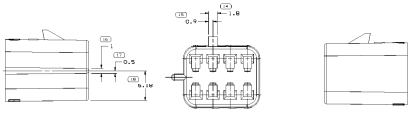

TYPE 102
SAME AS TYPE 101 EXCEPT AS SHOWN

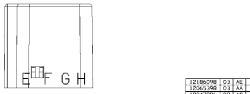

NOTES:

1. UNLESS OTHERWISE SPECIFIED AND/OR INDICATED:
   DIMENSIONING IS TO FACE OF TIN WHEN AND AUTOMATICALLY ROUNDED BY COMPUTER FOR INSPECTION. (SEE MATH MODEL FOR PRECISE DIMENSION)
2. THIS PART WILL PASS THRU A 18.5 DIA MIN HOLE.
3. (R)(C)(L) MARKED DELPHI CORPORATE BRAND TO BE LOCATED ON ANY EXTERIOR SURFACE, PREFERABLY VISIBLE AT FINAL ASSEMBLY. (OPTIONAL CONSTRUCTION TO BE "RED" OR NO LOGO.
4. MATERIAL RECYCLING CODE PER ISO 11469: (2)(3)(L) CHARACTERS AS SHOWN TO BE LOCATED ON ANY EXTERIOR SURFACE.
5. THIS PRODUCT IS NOT CATEGORIZED AS AN APPEARANCE ITEM. MINOR IMPERFECTIONS INCLUDING: BUTTOT LINES DUE TO FLOW MARKS, COLOR BLEMISHES, SINK VISIONS, AND SOFT FLASH THAT DO NOT AFFECT THE FIT, FORM, OR FUNCTION OF THE PART ARE PERMISSIBLE PER DAP 4.10-18.
6. FOR APPLICATION DATA SEE THE INDIVIDUAL APPLICATION DRAWINGS.

SYMBOL DEFINITION		MISSING SYMBOLS
A DIMENSION WITHOUT AN INSPECTION REPORT SYMBOL, IT DOES NOT REQUIRE INSPECTION. IT MAY BE CONTROLLED ON THE INDIVIDUAL COMPONENT DRAWING.	TOTAL NO OF INSPECTIONS REQUIRED: 10	2-4 & 8 10
	LAST NO. USED: 10	

DR STATUS					REVISION HISTORY			
DATE	CONTROL	ECR		CHK		ADM	CK	APPROVED
040231	R	02	-	-	ALL PARTS - REVISED DIMENSIONS, ADDED OPTIONAL CONSTRUCTION & ROTISO MATERIAL SPECIFICATION	212974	MB	DOHMEN
120191	R	03	-	-	121180PR - UPDATED PDM ATTRIBUTES	215096	MB	MB
060402	R	04	-	-	ALL PARTS - ADDED "TYPE" TO SHAPE	225111	PREPRE	MT
090205	R	05	-	-	ALL PARTS - UPDATED PDM ATTRIBUTES	274279	LFLF	DO
100120	R	06	-	-	123167PR - MFG SPEC WAS WORKEDUE	277294	LFCPRESST	
170106	R	07	-	-	126 PR - SLOTTED VENT HOLE FEATURE TO AVOID FLOW MARKS	277694	MB	MB
190207	R	08	-	-	ALL PARTS - UPDATED PDM ATTRIBUTES	422585	MEDMEDDLS	

| | | | | |