SYMBOL DEFINITION			MISSING SYMBOLS
A DIMENSION WITHOUT AN INSPECTION REPORT SYMBOL DOES NOT REQUIRE INSPECTION. IT MAY BE CONTROLLED ON THE INDIVIDUAL COMPONENT DRAWING.	TOTAL NO OF INSPECTIONS REQUIRED	8	NO MISSING SYMBOL NUMBER
	LAST NO. USED	8	

DWG STATUS					ZONE	REVISION HISTORY	AUTH	DR	APVD	APVD
DATE	SIZE	REV	N/P	CHG						
04SE17	R	01	-	-		ALL PARTS - RELEASED PART DRAWING	437650	AHG	MLP	MLP
22MR19	R	02	-	-		ALL PARTS - UPDATED PART AVAILABILITY	442441	JLL	JAA	MLP

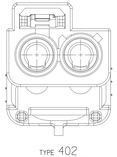

TYPE 402
SAME AS TYPE 401
EXCEPT AS SHOWN
SCALE 4:1

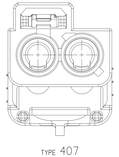

TYPE 407
SAME AS TYPE 401
EXCEPT AS SHOWN
SCALE 4:1

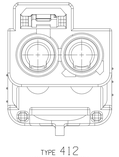

TYPE 412
SAME AS TYPE 401
EXCEPT AS SHOWN
SCALE 4:1

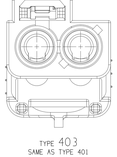

TYPE 403
SAME AS TYPE 401
EXCEPT AS SHOWN
SCALE 4:1

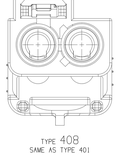

TYPE 408
SAME AS TYPE 401
EXCEPT AS SHOWN
SCALE 4:1

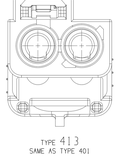

TYPE 413
SAME AS TYPE 401
EXCEPT AS SHOWN
SCALE 4:1

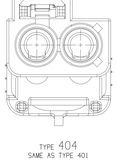

TYPE 404
SAME AS TYPE 401
EXCEPT AS SHOWN
SCALE 4:1

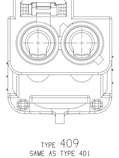

TYPE 409
SAME AS TYPE 401
EXCEPT AS SHOWN
SCALE 4:1

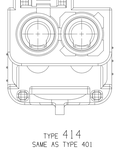

TYPE 414
SAME AS TYPE 401
EXCEPT AS SHOWN
SCALE 4:1

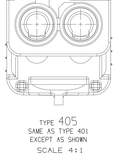

TYPE 405
SAME AS TYPE 401
EXCEPT AS SHOWN
SCALE 4:1

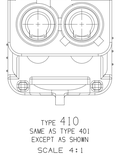

TYPE 410
SAME AS TYPE 401
EXCEPT AS SHOWN
SCALE 4:1

TYPE 406
SAME AS TYPE 401
EXCEPT AS SHOWN
SCALE 4:1

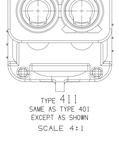

TYPE 411
SAME AS TYPE 401
EXCEPT AS SHOWN
SCALE 4:1

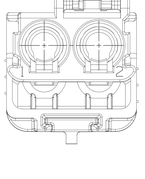

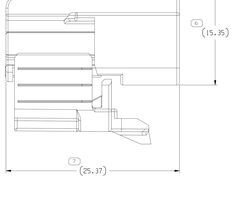

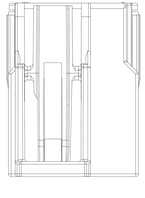

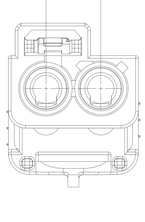

TYPE 401

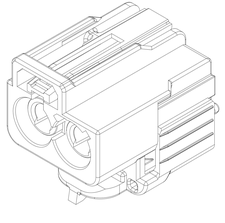

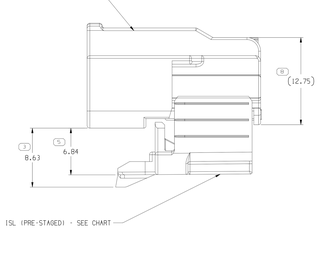

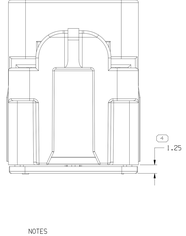

35127612	01	AA	414	Z	33253415	33224250
35127611	01	AA	413	N	33253414	33224250
35127610	01	AA	412	M	33253413	33224250
35127609	01	AA	411	L	33253412	33224250
35127608	01	AA	410	K	33253411	33224250
35127607	01	AA	409	J	33253410	33224250
35127606	01	AA	408	H	33253408	33224250
35127605	01	AA	407	G	33253407	33224250
35127601	01	AA	406	F	33253406	33224250
35127600	01	AA	405	E	33253405	33224250
35127599	01	AA	404	D	33213944	33224250
35127598	01	AA	403	C	33253404	33224250
35127597	01	AA	402	B	33253398	33224250
35127596	01	AA	401	A	33224247	33224250
PART NO	REV	N/P	TYPE	KEY OPTION	CONN	ISL

NOTES

1. UNLESS OTHERWISE SPECIFIED AND/OR INDICATED:

   DIMENSIONS ARE TO FACE OF VIEW SHOWN AND AUTOMATICALLY ROUNDED BY COMPUTER FOR INSPECTION (SEE MATH MODEL FOR PRECISE DIMENSIONS). FOR ALL OTHER DIMENSIONS NOT SHOWN BUT REQUIRED FOR TOOL BUILD, SEE MATH MODEL FOR PRECISE TOOL PATH DATA.

2. THIS PRODUCT IS NOT CATEGORIZED AS AN APPEARANCE ITEM, MINOR IMPERFECTIONS INCLUDING, BUT NOT LIMITED TO, FLOW MARKS, COLOR BLEMISHES, GATE VESTIGE, AND SOFT FLASH THAT DO NOT AFFECT THE FIT, FORM, OR FUNCTION OF THE PART ARE PERMISSIBLE PER EANP_4-3_CS_01_EN.

3. FOR APPLICATION DATA SEE THE INDIVIDUAL APPLICATION DRAWINGS.

DRAWING NUMBER						
33340377						
SIZE	SCALE	SHEET NO	SHEET NO	SIZE	REV	N/P
A1x3	5:1	2 OF 2	4 OF	R	02	-

A	LINE DRAWN THROUGH A PART NUMBER INDICATES THAT PHYSICAL PARTS ARE NOT AVAILABLE FOR ORDERING. PART NUMBERS THAT DO NOT HAVE A LINE PRESENT INDICATE PHYSICAL PARTS WILL BE AVAILABLE FOR ORDERING. CONTACT APTIV SALES TO ASSURE AVAILABILITY OF PARTS.
DWG TYPE	PART DRAWING
STYLE	
VOLUME (CM³)	SYSTEM UNIT

UNLESS OTHERWISE SPECIFIED
THIS DOCUMENT IS IN ACCORDANCE WITH ASME Y14.5M-1994 UNLESS OTHERWISE SPECIFIED. GENERAL FINISH TOLERANCE MAXIMUM DEFL. SEPARATE FATIGUE OF FEATURES MAY BE GAGED SEPARATELY REGARDLESS OF DATUM REFERENCES.

ALL DIMENSIONS ARE IN MILLIMETERS

(N/A) PROCESS SENSITIVE DIMENSION

DIMENSIONS ENCLOSED IN () INDICATE REFERENCE DIMENSIONS AND NO TOLERANCE WILL BE ESTABLISHED.

DIMENSIONAL RANGE (MM)									
FROM	>0	>30	>6	>10	>50	>100	>200	>300	>400
TO	30	6	10	50	100	200	300	400	500
TOLERANCE UNLESS OTHERWISE SPECIFIED									
±0.25	±0.4	±0.6	±0.8	±1.0	±1.2	±1.4	±1.6	±1.8	±2.0
ANGULAR TOLERANCE ±2°									

REFERENCE

THIRD ANGLE PROJECTION

DO NOT SCALE
USE MATH DATA

NX

•APTIV•
CONNECTION SYSTEMS
WARREN, OH

COPYRIGHT 2017 APTIV, ALL RIGHTS RESERVED.
THIS DRAWING IS THE PROPERTY OF APTIV AND CONTAINS APTIV CONFIDENTIAL INFORMATION. THE RECEIPT OR POSSESSION OF THIS DRAWING OR UTILIZATION OF THIS DOCUMENT OR ITS RELATED CAD MATH DATA, WILL NOT BE COMMUNICATION OF ANY CONTENTS TO OTHERS, WITHOUT EXPRESS AUTHORIZATION, IS PROHIBITED.

		DATE
DR		
APVD1	ARMANDO HERNANDEZ	04SE17
APVD2	MATTHEW L. PENN	04SE17
APVD3	MATTHEW L. PENN	04SE17
APVD4		
APVD5		

SUBSTANCES OF CONCERN AND RECYCLED CONTENT PER APTIV (DRAWING)

SEE CHART

DRAWING NAME
TAXI ASM CONN 2 F FAXRA JACK COAX

DRAWING NUMBER						
33340377						
SIZE	SCALE	SHEET NO	SHEET NO	SIZE	REV	N/P
A1x3	5:1	1 OF 2	4 OF	R	02	-

33340377

Name: APTIV\DWG\DWG\33340377.DWG Date: 02-Apr-19 Time: 11:46:40
Name: APTIV\DWG\DWG\33340377.DWG Date: 02-Apr-19 Time: 11:46:40