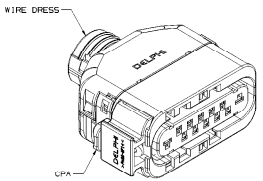
SYMBOL DEFINITION		
A DIMENSION WITHOUT AN INSPECTION REPORT SYMBOL [] DOES NOT REQUIRE INSPECTION. IT MAY BE CONTROLLED ON THE INDIVIDUAL COMPONENT DRAWING.	TOTAL NO OF INSPECTIONS REQUIRED	1
	LAST NO. USED	1

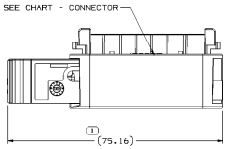
MISSING SYMBOLS

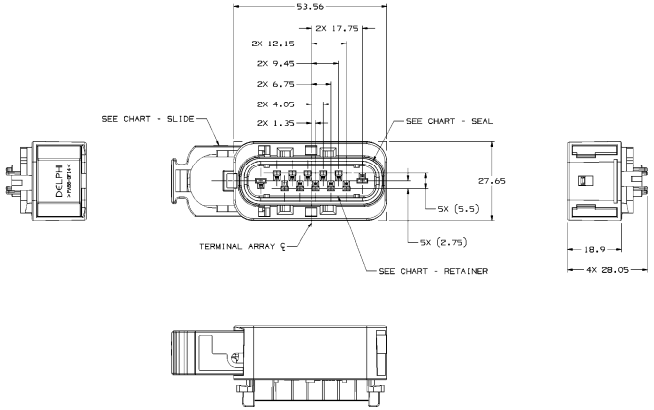
NO MISSING SYMBOL NUMBER

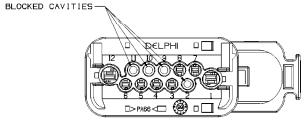
DWG STATUS					ZONE	REVISION HISTORY	AUTH	DR	APVD/APVD
DATE	STS	REV	N/P	ECR					1 2
11APR02	R	02	-	-	-	CLEANED REVISION COLUMN & 15402873 - RELEASED; 15419116, 15416724 & 15416722 UPDATED PDM ATTRIBUTES	223672	ECB	JAA JAA CSD
15DEC03	R	03	-	-	-	ALL PARTS - UPDATED GRAPHICS	249932	TLD	TLD CSD
13JAN04	R	04	-	-	-	REVISED GRAPHICS	249513	ECB	AMB CSD
23MAY07	R	05	-	-	-	15416722, 15416724 & 15419116 - UPDATED PDM ATTRIBUTES	400939	JBD	JWL JDS



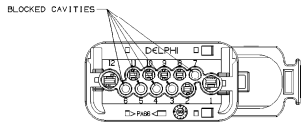
VIEW OF FULLY ASSEMBLED CONNECTION
TPA NOT VISIBLE



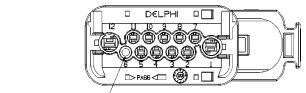




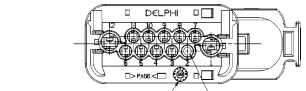
TYPE 204
SAME AS TYPE 201
EXCEPT AS SHOWN



TYPE 203
SAME AS TYPE 201
EXCEPT AS SHOWN

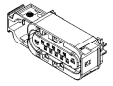


TYPE 202
SAME AS TYPE 201
EXCEPT AS SHOWN



TYPE 201

TERMINAL ARRAY TYPES
(REAR VIEW)



NOTES

1. UNLESS OTHERWISE SPECIFIED AND/OR INDICATED:
 DIMENSIONS ARE TO FACE OF VIEW SHOWN AND AUTOMATICALLY ROUNDED BY COMPUTER FOR INSPECTION (SEE MATH MODEL FOR PRECISE DIMENSIONS). FOR ALL OTHER DIMENSIONS NOT SHOWN BUT REQUIRED FOR TOOL BUILD, SEE MATH MODEL FOR PRECISE TOOL PATH DATA.
2. MATING DEVICE 15366683
3. THIS PART ACCEPTS THE FOLLOWING COMPONENTS OR EQUIVALENT:
 150 CAVITIES - TERMINAL 12191819
 280 CAVITIES - TERMINAL 15304719
 TERMINAL POSITION ASSURANCE LOCK 15416727
 CONNECTOR POSITION ASSURANCE LOCK 15366678
 TETHERED CPA 15394612
 WIRE DRESS 15416728

15423273	03	-		15423271	15366675	15416726	15366623	204	2,9,10,11
15419116	03	AA		15419117	15366675	15416726	15366623	203	2,5,6,6,7
15416724	03	AA		15416725	15366675	15416726	15366623	202	6
15416722	03	AA		15416723	15366675	15416726	15366623	201	2
PART NO	REV	N/P	STATUS	CONNECTOR	SLIDE	RETAINER	SEAL	TYPE	BLOCKED CAVITIES

SECONDARY LOCK	Y	N
WATERPROOF	X	

(N/A) PROCESS SENSITIVE DIMENSION

DIMENSIONS SHOWN ARE IN MILLIMETERS
DIMENSIONS ARE FOR PLATED PARTS

NUMBER OF PLACES								
FROM	0.5	7.01	7.32	10.01	50.1	150.1	200.1	250.1
TO	3.0	7.0	10.0	30.0	150.0	200.0	250.0	300.0

TOLERANCE UNLESS OTHERWISE SPECIFIED								
±0.25	±0.2	±0.3	±0.4	±0.5	±0.6	±0.8	±1	±1.2

ANGULAR TOLERANCE ±2°

0.01	0.02	0.03	0.04	0.05	0.06	0.08	0.1	0.12

PART DRAWING	
DWG TYPE	
TITLE	
ORIGINAL ISSUE	SYSTEM SIZE: D

UNLESS OTHERWISE SPECIFIED

THIS DRAWING IS TO INTERPRET ASME/ANSI Y14.5M-1994. IT IS INTENDED TO DEFINE THE FUNCTIONAL REQUIREMENTS OF THE PART AND ESTABLISH A BASIS FOR DIMENSIONAL INSPECTION. THE METHODS AND EQUIPMENT TO BE USED TO INSPECT THE PART ARE NOT SPECIFIED. THE DRAWING SHALL NOT BE SCALED FOR ANY PURPOSE EXCEPT WHERE PERMITTED BY THE APPLICABLE GD&T STANDARD. DATUM FEATURES ARE IDENTIFIED WHERE THEY ARE REQUIRED TO DEFINE THE GEOMETRIC TOLERANCE. DATUM FEATURE SIMULATORS USED TO ESTABLISH DATUMS SHALL HAVE SUFFICIENT ACCURACY SO THAT MEASUREMENT UNCERTAINTY IS SMALL RELATIVE TO THE TOLERANCES BEING VERIFIED. DATUM FEATURE SIMULATORS MAY BE MANUFACTURED OR PHYSICAL REPRESENTATIONS OF DATUM REFERENCES.

ALL DIMENSIONS ARE IN MILLIMETERS

RETAINED

THIRD ANGLE PROJECTION

DO NOT SCALE

USE MATH DATA

DELPHI

DELPHI PACKARD ELECTRICAL/ELECTRONIC ARCHITECTURE
WARREN, OH

	DATE
DR APVD: ANDRES MENDEZ	24SEC01
APVD: ANDRES MENDEZ	24SEC01
APVD: C. S. DE PROFILO	24SEC01
APVD:	
APVD:	

SUBSTANCES OF CONCERN ARE RESTYLED
CONTENT PER DELPHI-A (DM9000)

MATERIAL: SEE DRAWING

DRAWING NAME: TAXI ASM CONN F GT 150 280 SLD

DRAWING NUMBER: 15355379

SIZE	SCALE	SHEET NO	TOTAL SHEETS	REV	N/P
A0	2:1	1 OF 1	2 OF	R	05 -