SYMBOL DEFINITION			MISSING NUMBERS
A DIMENSION WITHOUT AN INSPECTION REPORT SYMBOL (◯) DOES NOT REQUIRE INSPECTION. IT MAY BE CONTROLLED ON AN INDIVIDUAL COMPONENT DRAWING.	TOTAL NO. OF SYMBOLS ON DRAWING	12	10,
	LAST NO. USED	14	

DATE	STG	REV	N/P	C-S	ZONE	REVISION HISTORY	AUTH	DR	APVD 1	APVD 2
14JL99	R	01	-	-	-	ALL PARTS - CLEARED REV C01, ADDED PREFERRED OPTIONAL CONSTRUCTION	195180	DAE	DAE	ET
16SE99	R	02	-	-	-	12015631 - CHANGED MATERIAL SPEC TO R007643 PP IM-BLK, REV TO 003 (15136088- REV TO A3, 12191583- REV TO C2	196636	JEB	JEB	ET
28FEB0	R	03	-	-	-	ALL PARTS - REVISED NOTE	198623	FRG	JVW	ET
04OCD0	R	04	-	-	-	ALL PARTS - DELETED DIM TO SYMBOL 10	203791	EES	CJP	ET
20FEB1	R	05	-	-	-	ALL PARTS - REVISED "OPTIONAL CONSTRUCTION" NOTE	206591	TLD	TLD	ET
16JL01	R	06	-	-	-	ALL PARTS - UPDATED PDM ATTRIBUTES	211861	BRB	BRB	ET
04OCO2	R	07	-	-	-	ALL PARTS - DRAWING SIZE WAS A1 AND ADDED RIGHT,BOTTOM AND BACK VIEWS (12015631 - UPDATED PDM ATTRIBUTES	231457	BRB	BRB	FR
19MO02	R	08	-	-	-	ALL PARTS - ADDED DELPHI LOGO NOTE AND RECYCLE CODE NOTES (12191583 & 15136088 - REVISED MATERIAL SPEC	233702	RH	RH	FR
11APO3	R	09	-	-	-	ALL PARTS - ADDED WATT$ SAVER TO OPTIONAL CONSTRUCTIONS (12015631 - WAT'L SPEC WAS R007643	239620	DHZ	RH	FR
08MY03	R	10	-	-	-	ALL PARTS - REVISED GRAPHICS	240268	RH	RH	FR

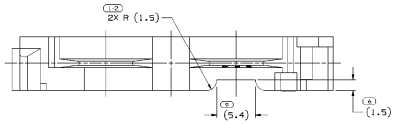

OPTIONAL CONSTRUCTION
SAME AS ORIGINAL CONSTRUCTION
EXCEPT AS SHOWN. LOCATION OPTIONAL.
SEE NOTE 6

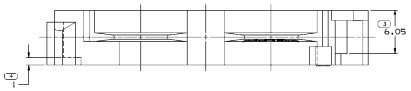

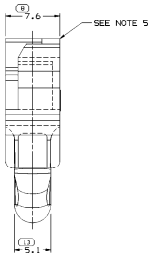

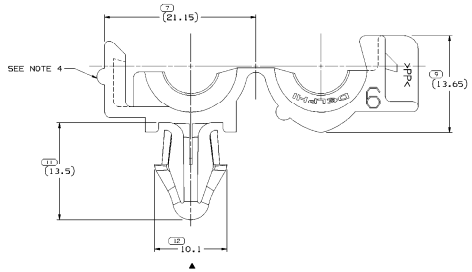

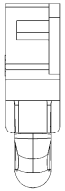

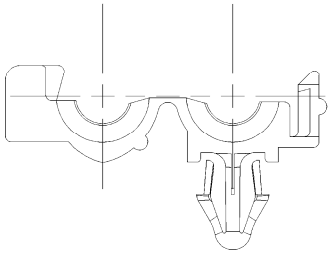

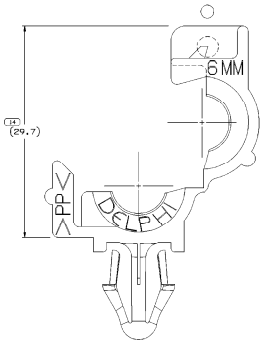

PREFERRED
OPTIONAL CONSTRUCTION

NOTES

1. UNLESS OTHERWISE SPECIFIED AND/OR INDICATED:
   DIMENSIONS ARE TO FACE OF VIEW SHOWN AND AUTOMATICALLY ROUNDED BY COMPUTER FOR INSPECTION (SEE MATH MODEL FOR PRECISE DIMENSIONS). FOR ALL OTHER DIMENSIONS NOT SHOWN BUT REQUIRED FOR TOOL BUILD, SEE MATH MODEL FOR PRECISE TOOL PATH DATA.
2. RECOMMENDED HOLE SIZE FOR CLIP 6.1-6.6 DIA. HOLE IN 3.8 MAX. THICK STOCK.
3. THIS PART TO FIT 6.35 ID CONVOLUTED CONDUIT.
4. EJECTOR PADS ARE OPTIONAL AND PERMISSIBLE ON ANY SURFACES SHOWN AND SERVE AS A FUNCTION OF TOOL DESIGN CRITERIA.
5. GATE MAY PROTRUDE FROM SURFACE SHOWN.
6. GATE DESIGNS CAN VARY AND BE OPTIONAL. THEY SERVE AS A FUNCTION FOR TOOL DESIGN CRITERIA.
7. DIMENSIONS MARKED WITH ▲ MAY VARY -0.65 DUE TO BOW.
8. MATERIAL RECYCLING CODE >PP< PER SAE J1344. !!!X!0.!! RAISED CHARACTERS AS SHOWN TO BE LOCATED ON ANY EXTERIOR SURFACE. OPTIONAL CONSTRUCTION TO BE NO MATERIAL RECYCLING CODE.
9. !!!X!0.!! RAISED DELPHI CORPORATE BRAND TO BE LOCATED ON ANY EXTERIOR SURFACE, PREFERABLY VISIBLE AT FINAL ASSEMBLY. OPTIONAL CONSTRUCTION TO BE "PED" OR NO LOGO.

PART NO	STG	REV	N/P	STATUS	MATERIAL SPECIFICATION AND COLOR	VOLUME
15226099	R	02	A8		M2097002 PP IM GRA	1.464
12015631	R	03	A9		M2097001 PP IM-BLK	1.464
12191583	R	04	A5		M2097011 PP IM WHT	1.464

(B) PROCESS GEOMETRIC DIMENSIONS	DIMENSIONS ENCLOSED IN A 1 INCHEDGE BUFFER ZONE ARE TO BE CONTROLLED BETWEEN THE CONTROLLED AND NO TOLERANCE
INTERPOLATION RULES (DIM)	ROUNDS & CHAMFERS
FROM 0 TO 2 2 TO 30 30 TO 100	100 TO 1000
TO .01 .1 .2	.3
TOLERANCE (UNLESS OTHERWISE SPECIFIED)	
.XX ±0.25 .XXX ±0.13 .XXXX ±0.5	
ANGULAR TOLERANCE ±0°	

RETAINED

THIRD ANGLE PROJECTION

DO NOT SCALE

USE MATH DATA

NX

PART DRAWING

STYLE

VOLUME UOM: SEE CHART

SYSTEM SIZE: D

MULTI8: 0/900

UNLESS OTHERWISE SPECIFIED

THIS DRAWINGS IS AN ENGINEERING NOTE AND IS CALCULATED TO REPRESENT A FINAL IM PART. THERMOPLASTIC IM PARTS MAY VARY FROM THE DRAWING DUE TO SHRINKAGE, WARPAGE, TOLERANCE STACKS AND OTHER FACTORS. THIS DRAWING IS ONLY SPEC. TO BE STANDARD FOR MATERIAL AND FINISH. THE DRAWING IS NOT INTENDED TO BE USED FOR TOOLING. THE TOOL MUST BE DESIGNED BASED ON THE MATH DATA. THE DRAWING IS NOT INTENDED TO REPRESENT POSITION CALLOUTS NOT BE SHARED IMPROPERLY. REPRODUCTION OF DATUM PROHIBITED.

ALL TRADEMARKS ARE PR DELCO/DELPHI

DELPHI

DELPHI PACKARD ELECTRIC SYSTEMS
WARREN, OH

		DATE
DR		
APVD1	L.B. MOUSEN M	22NO95
APVD2	MANUEL VEGA	24NO95
APVD3	BRIAN EDWARDS	21JL96
APVD4		
APVD5		

SUBSTRATES OF CONCERN AND RECYCLED CONTENT PER DELPHI (04-H00)

MATERIAL: SEE CHART

DRAWING NAME: TAXI MOUN CLIP CDT ROSEBUD

DRAWING NUMBER: 12191584

SIZE	SCALE	TOTAL SHEETS	SHEET NO	TOTAL	REV	N/P
A0	5:1	1	1 OF 1	R	10	-