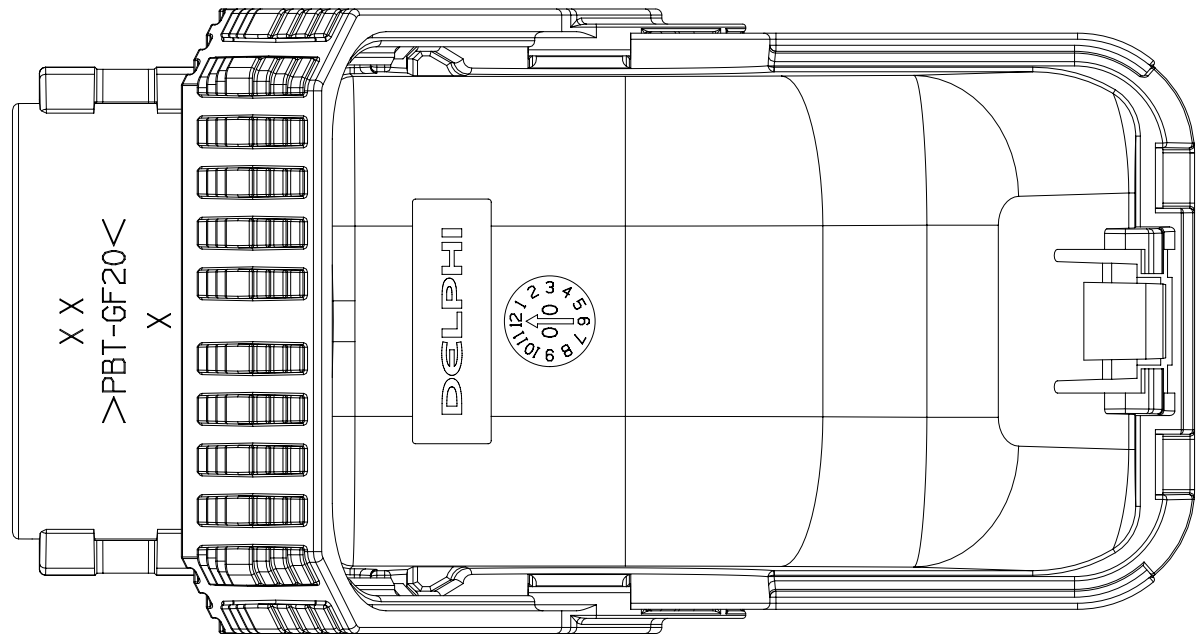
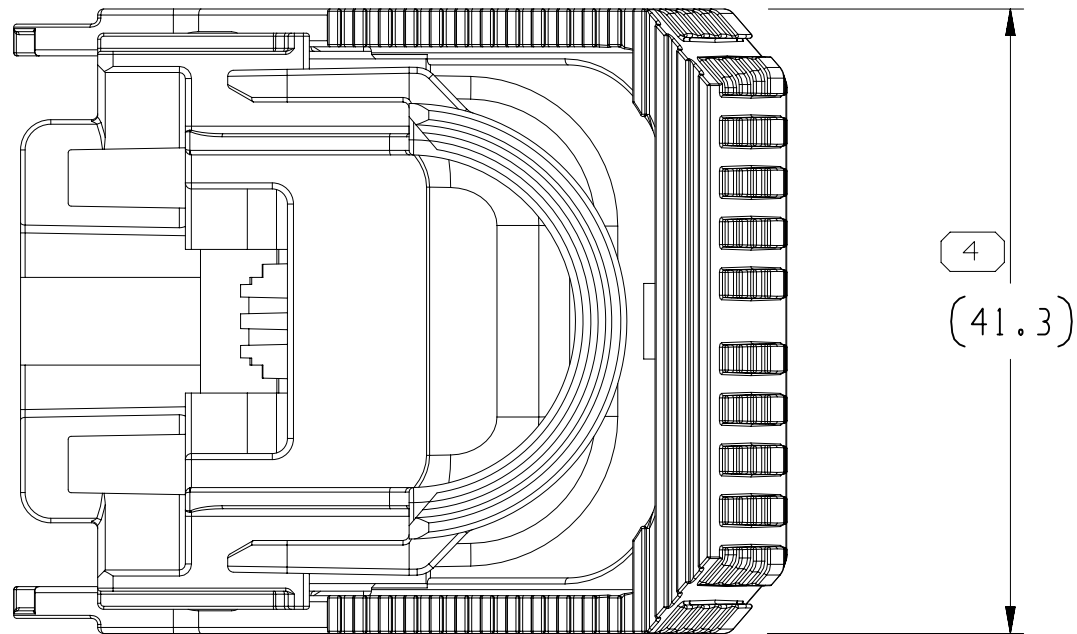
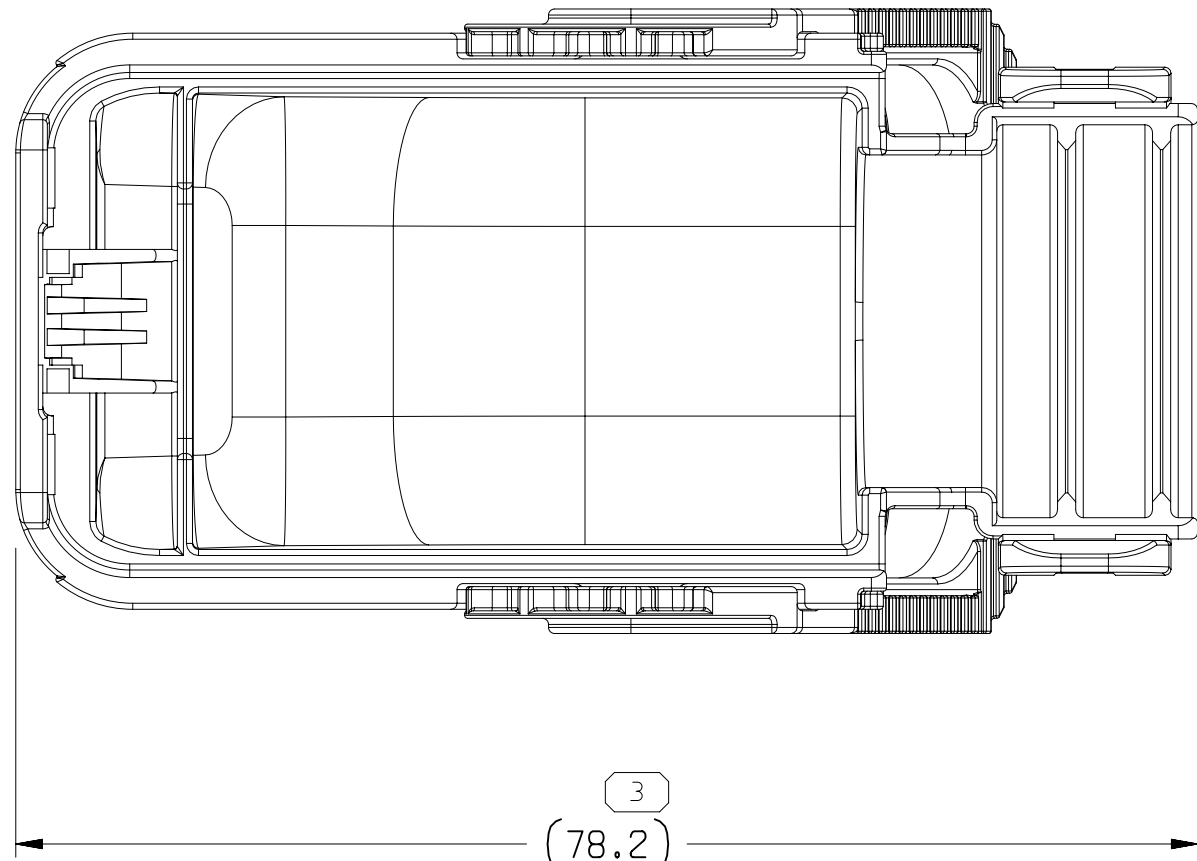
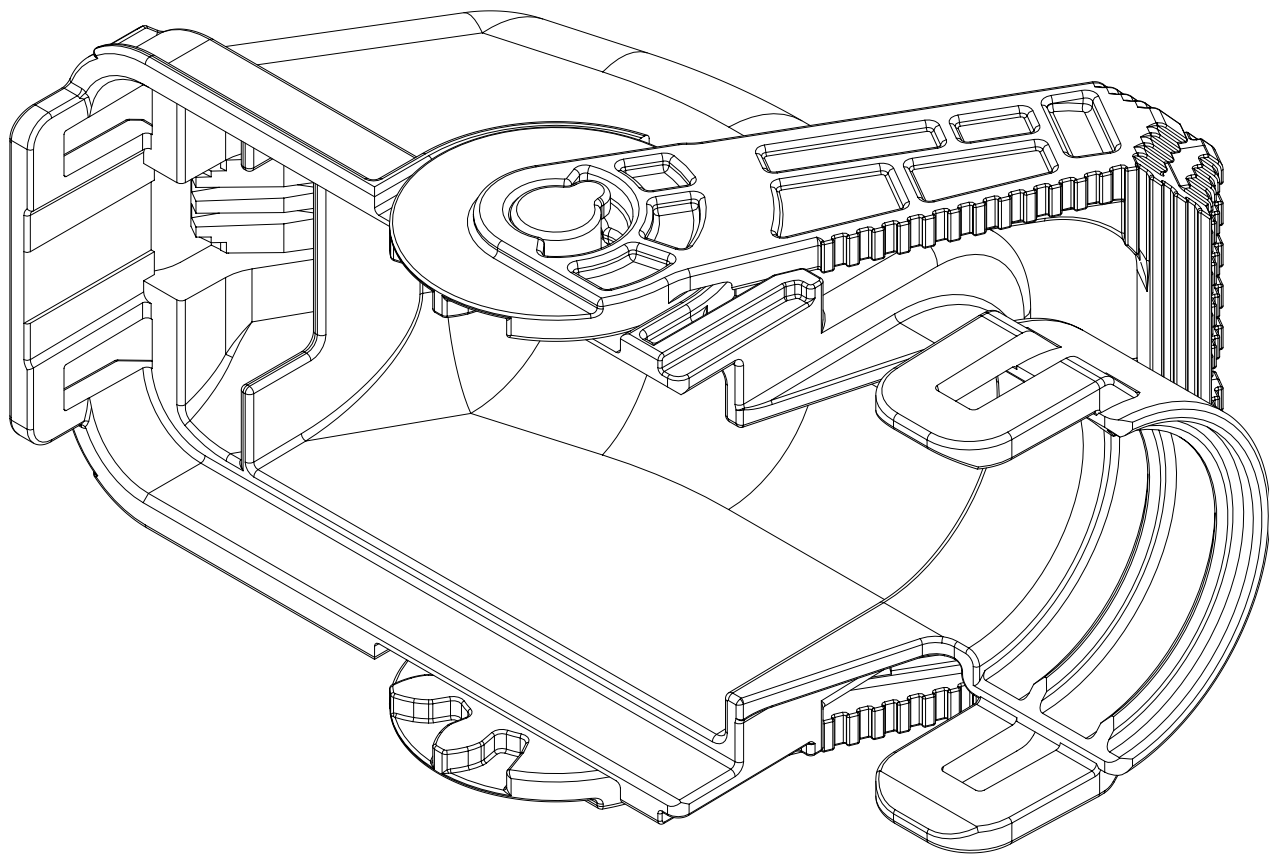
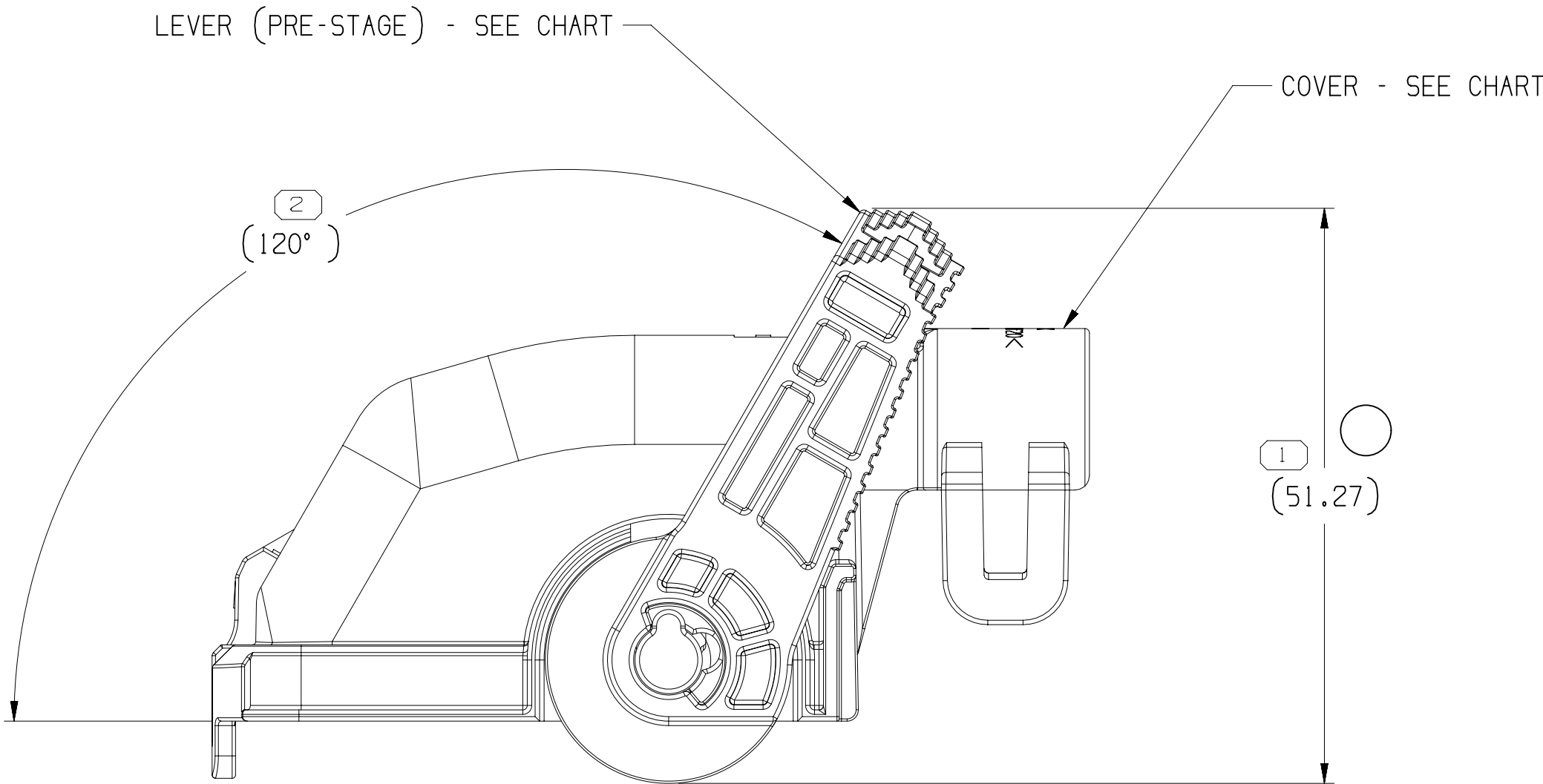


SYMBOL DEFINITION				MISSING SYMBOLS		DWG STATUS					ZONE	REVISION HISTORY				AUTH	DR	APVD 1	APVD 2	
						DATE	STG	REV	N/P	CHG										
A DIMENSION WITHOUT AN INSPECTION REPORT SYMBOL □ DOES NOT REQUIRE INSPECTION. IT MAY BE CONTROLLED ON THE INDIVIDUAL COMPONENT DRAWING.				TOTAL NO OF INSPECTIONS REQUIRED	4	NO MISSING SYMBOL NUMBER	150C15	R	01	-	-		ALL PARTS - REVISED AND RELEASED PART DRAWING				428421	RRR	RRR	TKS
							06AP17	R	02	-	-		ALL PARTS - DIM #3 WAS (78.3)				435304	SM	SM	KST
				15AU17	R	03	-	-		ALL PARTS - RENOWED UL94 FLAMMABILITY STD				437322	JVM	JVM	MTA			
				23AU18	R	04	-	-		ALL PARTS - UPDATED PART AVAILABILITY				440839	GDH	JAA	MTA			
				20MY21	R	05	-	-		ALL PARTS - DIM #1 WAS (50.42)				553821	VS	KV	TKS			
				LAST NO. USED	4															



NOTES

- UNLESS OTHERWISE SPECIFIED AND/OR INDICATED:
DIMENSIONS ARE TO FACE OF VIEW SHOWN AND AUTOMATICALLY ROUNDED BY COMPUTER FOR INSPECTION (SEE MATH MODEL FOR PRECISE DIMENSIONS). FOR ALL OTHER DIMENSIONS NOT SHOWN BUT REQUIRED FOR TOOL BUILD, SEE MATH MODEL FOR PRECISE TOOL PATH DATA.
- THIS PRODUCT IS NOT CATEGORIZED AS AN APPEARANCE ITEM, MINOR IMPERFECTIONS INCLUDING, BUT NOT LIMITED TO, FLOW MARKS, COLOR BLEMISHES, GATE VESTIGE, AND SOFT FLASH THAT DO NOT AFFECT THE FIT, FORM, OR FUNCTION OF THE PART ARE PERMISSIBLE PER DPNP-4.7-CS-01.
- REFERENCE MATING COMPONENTS OR EQUIVALENT:
TAXI ASM CONNECTOR 33207224
- THIS ASSEMBLY MUST BE SHIPPED AS SHOWN.
- THIS ASSEMBLY WAS DESIGNED WITHOUT CPA.

○

33284004	03	-	33284002	33284003	V-0	
33207232	03	-	33207231	33207227	-	
PART	NO	REV	N/P	COVER	LEVER	UL94 FLAMMABILITY STD

DIMENSIONAL RANGE (MM)										CHART	ET
FROM	> 0	> 20	> 30	> 70	> 100	> 150	> 200	> 250	> 300		
TO	20	30	70	100	150	200	250	300	400		
TOLERANCE UNLESS OTHERWISE SPECIFIED											
±0.15 ±0.2 ±0.3 ±0.4 ±0.5 ±0.6 ±0.8 ±1 ±1.2											
ANGULAR TOLERANCE ±2°											

(N/A)	PROCESS SENSITIVE DIMENSION
DIMENSIONS ENCLOSED IN () INDICATE REFERENCE DIMENSIONS AND NO TOLERANCE LIMITS ARE ESTABLISHED	

A LINE DRAWN THROUGH A PART NUMBER INDICATES THAT PHYSICAL PARTS ARE NOT AVAILABLE FOR ORDERING.	
PART NUMBERS THAT DO NOT HAVE A LINE PRESENT INDICATE THAT PHYSICAL PARTS ARE AVAILABLE FOR ORDERING.	
CONTACT APTIV SALES TO ASSURE AVAILABILITY OF PARTS.	
DWG TYPE	
PART DRAWING	
STYLE	
VOLUME (CM³)	DISTR CODE
	D
UNLESS OTHERWISE SPECIFIED	
THIS DOCUMENT IS IN ACCORDANCE WITH ASME Y14.5M-1994 AS AMENDED BY THE QM GLOBAL DIMENSIONING AND TOLERANCING ADDENDUM-2001. SEPARATE PATTERNS OF FEATURES MAY BE GAGED SEPARATELY REGARDLESS OF DATUM REFERENCES.	
ALL DIMENSIONS ARE IN MILLIMETERS	
REFERENCE	
THIRD ANGLE PROJECTION	DO NOT SCALE
USE MATH DATA	NX

• APTIV •						
CONNECTION SYSTEMS						
Chennai, India						
COPYRIGHT 2015 APTIV. ALL RIGHTS RESERVED.						
THIS DRAWING IS THE PROPERTY OF APTIV AND CONTAINS APTIV CONFIDENTIAL INFORMATION. THE REPRODUCTION, DISTRIBUTION AND UTILIZATION OF THIS DOCUMENT OR ITS RELATED CAD MATH DATA, AS WELL AS COMMUNICATION OF ANY CONTENT TO OTHERS, WITHOUT EXPRESS AUTHORIZATION, IS PROHIBITED.						
DR	DATE					
APVD1 R.RAMASWAMY	150C15					
APVD2 R.RAMASWAMY	150C15					
APVD3 TURNER KEVIN S	150C15					
APVD4						
APVD5						
SUBSTANCES OF CONCERN AND RECYCLED CONTENT PER APTIV 10949001						
MATERIAL SEE DRAWING						
DRAWING NAME						
TAXI ASM COV CONN						
DRAWING NUMBER						
33284018						
SIZE	SCALE	FRAME NO	SHEET NO	STG	REV	N/P
A1	2:1	1 OF 1	1 OF 1	R	05	-