SYMBOL DEFINITION			MISSING NUMBERS
A DIMENSION WITHOUT AN INSPECTION REPORT SYMBOL (_) DOES NOT REQUIRE INSPECTION. IT MAY BE CONTROLLED ON AN INDIVIDUAL COMPONENT DRAWING.	TOTAL NO. OF SYMBOLS ON DRAWING	11	
	LAST NO. USED	15	

DWG STATUS DATE	STG	REV	N/P	CHG	ZONE	REVISION HISTORY	AUTH	DR	APVD 1	APVD 2
28NO01	R	01	-	-		CLEARED REV COL & ALL PARTS - MAT'L SPEC WAS PA6 & ADDED NOTES (2 PLCS)	21434B	LEG	GEG	RC
09OC03	R	02	-	-		ADDED OPTIONAL CONSTRUCTION VIEWS, REVISED PART, DIM *5 -1- (23.3) WAS (23.1), -2- 17.25 +0.3/-0.15 WAS 16.95 +0.3/-0.15, -9- 6.76 +0.15/-0.20 WAS 6.7.	246919	MJM	MJM	TM
09MR06	R	03	-	-		12015271 - MAT'L SPEC WAS M3592002	278297	JOA	FRG	GGI

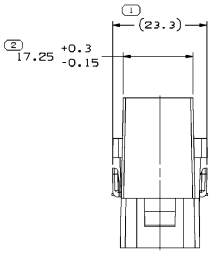

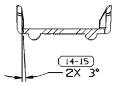

SECTION A - A

OPTIONAL CONSTRUCTION VIEW (PREFERED)

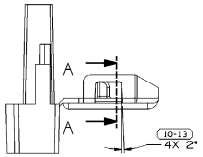

OPTIONAL CONSTRUCTION VIEW (PREFERED)

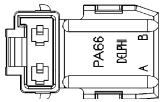

OPTIONAL CONSTRUCTION VIEW (PREFERED)

OPTIONAL CONSTRUCTION VIEW (PREFERED)

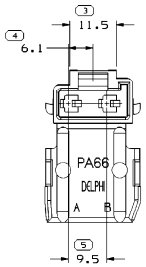

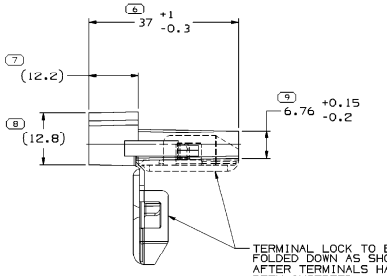

NOTES

1. UNLESS OTHERWISE SPECIFIED AND/OR INDICATED:
   DIMENSIONS ARE TO FACE OF VIEW SHOWN AND AUTOMATICALLY ROUNDED BY COMPUTER FOR INSPECTION (SEE MATH MODEL FOR PRECISE DIMENSIONS). FOR ALL OTHER DIMENSIONS NOT SHOWN BUT REQUIRED FOR TOOL BUILD, SEE MATH MODEL FOR PRECISE TOOL PATH DATA.
2. MATERIAL RECYCLING CODE >PA66< PER SAE J1344. (2.3)X(0.1) RAISED CHARACTERS AS SHOWN TO BE LOCATED ON ANY EXTERIOR SURFACE. OPTIONAL CONSTRUCTION TO BE NO MATERIAL RECYCLING CODE.
3. MATING COMPONENTS OR EQUIVALENT:
   CONNECTOR 12015199
4. THIS PART ACCEPTS THE FOLLOWING COMPONENTS OR EQUIVALENT:
   CAVITIES TO ACCEPT 12020115 TERMINAL OR EQUIVALENT.
5. (2.3)X(0.1) RAISED DELPHI CORPORATE BRAND TO BE LOCATED ON ANY EXTERIOR SURFACE, PREFERABLY VISIBLE AT FINAL ASSEMBLY. OPTIONAL CONSTRUCTION TO BE "PED" OR NO LOGO.

PART NO	REV	N/P	STATUS	MATERIAL SPECIFICATION AND COLOR	VOL CM³
12034344	00B	-		M3592001 PA66 IM HS BLK	4.077
12015271	09	-		M3592024 PA66 IM HS CRM	4.077

6 PROCESS SENSITIVE DIMENSION

DIMENSIONS ENCLOSED IN ( ) INDICATE REFERENCE DIMENSIONS AND NO TOLERANCE LIMITS ARE ESTABLISHED

DIMENSIONAL RANGE (MM) FROM TO	> 0 20	> 20 30	> 30 70	> 70 100	> 100 150	> 150 200	> 200 250	> 250 300	> 300 400
TOLERANCE UNLESS OTHERWISE SPECIFIED	±0.15	±0.2	±0.3	±0.4	±0.5	±0.6	±0.8	±1	±1.2

ANGULAR TOLERANCE ±2°

THIRD ANGLE PROJECTION

DO NOT SCALE

USE MATH DATA

UNIGRAPHICS

DWG TYPE: PART DRAWING

STYLE

VOLUME (CM³): SEE CHART

DISTR CODE

UNLESS OTHERWISE SPECIFIED

THIS DOCUMENT IS IN ACCORDANCE WITH ASME Y14.5M-1994 AS AMENDED BY THE GM GLOBAL DIMENSIONING AND TOLERANCING KOKOMO - 1997. ALL GEOMETRIC TOLERANCES AND RELATED DATUMS APPLY TO TRUE POSITIONS. FORM AT MMC. DATUMS ARE AT MMC. REFER TO GM GLOBAL DIMENSIONING AND TOLERANCING KOKOMO - 1997 FOR DEFINITIONS. SEPARATE POSITION CALLOUTS MAY BE GAGED SEPARATELY. REMOVALBLE OF DATUM REFERENCE.
ALL DIMENSIONS ARE IN MILLIMETERS

REFERENCE

DELPHI

DELPHI PACKARD ELECTRIC SYSTEMS
WARREN, OH

		DATE
DR		
APVD1	H. GAMA	12JL99
APVD2	C. MIRANDA	12JL99
APVD3	O. GALLEGOS	14JL99
APVD4		
APVD5		

SUBSTANCES OF CONCERN AND RECYCLED CONTENT PER DELPHI (094900)

MATERIAL: SEE DWG

DRAWING NAME: TAXI CONN M M/P 280

DRAWING NUMBER: 12034346

SIZE	SCALE	FRAME NO	SHEET NO	STG	REV	N/P
A1	2:1	1 OF 1	1 OF 1	R	03	-

User: FOSTO
Date: 2004/06/08 (J001.121) Form: C Rev 06 Type 08.03
Kaskade