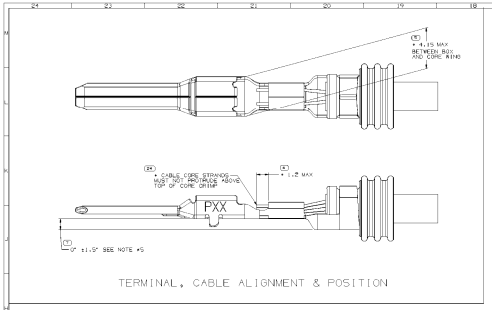

TERMINAL, CABLE ALIGNMENT & POSITION

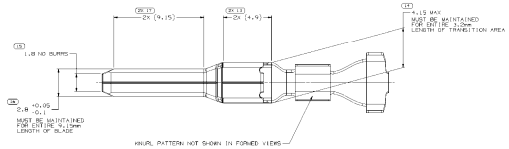

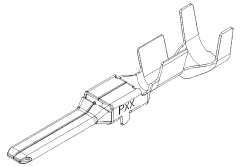

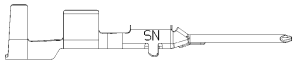

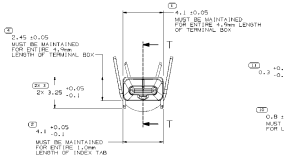

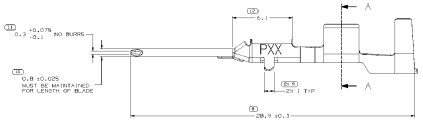

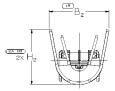

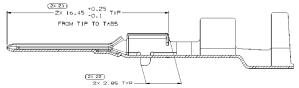

SECTION T - T

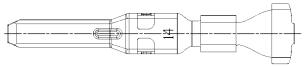

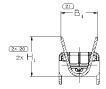

SECTION A - A

NOTES

1. UNLESS OTHERWISE SPECIFIED AND/OR INDICATED:
   DIMENSIONS ARE TO FACE OF VIEW SHOWN AND
   TOLERANCES ARE DEPENDENT ON CHOSEN INSPECTION
   (SEE MATH MODEL FOR PRECISE DIMENSIONS) - FOR ALL
   OTHER DIMENSIONS NOT SHOWN BUT REQUIRED FOR TOOL
   BUILD, SEE MATH MODEL FOR PRECISE TOOL PATH DATA.
2. MAXIMUM INSULATION CRIMP WIDTH OF 5.9mm AND HEIGHT 4.9mm FOR
   CABLE SIZE UP TO 3.0mm O.D.; MINIMUM CORE CRIMP 5.1mm MAX MOLD
   CAVITY; MINIMUM CORE CRIMP WIDTH OF 4.4mm.

   WHEN USED WITH 4.4mm HEIGHT AND 5mm WIDTH DVJL CAVITY; MAXIMUM
   INSULATION CRIMP WIDTH OF 4.85mm AND HEIGHT 5.05mm FOR CABLE
   SIZE UP TO 3.0mm O.D.;
3. MAXIMUM CURRENT CAPACITY AS DEFINED BY USCAR-2 R5 SECTION
   5.2.2 IS 25 AMPS WITH 2.0mm² CORPO CABLE
4. PLATING TYPE:
   1. PEELOK TIN (.9 - 3.3 MICROMETERS THICK OVER NICKEL
      UNDERPLATE 0.13 - 0.5 MICROMETERS THICK.
   PLATING TYPE INFORMATION SHOWN ABOVE IS REFERENCE ONLY.
   PLATING REQUIREMENTS ARE CONTAINED IN APPLICABLE
   MATERIAL SPECIFICATION.
5. PLUG ANGLE IS WIND-BOTTOM SURFACE ROTATED COUNTERCLOCKWISE
   AGAINST THE BOX BOTTOM SURFACE.
6. PARTS MEET THE PERFORMANCE REQUIREMENTS OF GMW3191 DEC2007 AND
   SAE/USCAR-2 R5 REVISIONS FOR THE FOLLOWING CLASSIFICATIONS:

   TEMPERATURE CLASS 3 (-40°F TO 125°C)
   VIBRATION CLASS 1 (UNDER OR GROMMETS)
   VIBRATION CLASS 2 (ON ENGINE) FOR SAE/USCAR-2 ONLY
   SEALING CLASS 2 OR 3 (SEALED - CONNECTOR & CABLE SEAL DEPENDENT)
7. REFERENCE MATING COMPONENTS OR EQUIVALENTS:
   TERMINAL 12015139
8. * DENOTES DIMENSIONS MADE AT CUT-OFF AND CRIMP DIE

PART NUMBER	REV	N/P	MATERIAL DESCRIPTION	MATERIAL THICKNESS	CONTACT AREA PLATING TYPE (SEE NOTE 4)	CRIMP AREA PLATING TYPE (SEE NOTE 4)	CONTACT PLATING (±0.)	CABLE (±0.)	SIZE (mm²)	DIAMETER	B1	B2	L	(H1)	(H2)	TYPICAL CABLE SEAL
12064774	01	AE	NI/SN PLATED COPPER ALLOY	0.25	-	-	-	SN	2.1	0.75 - 0.9	1.6 - 1.85	2.1	4.5	2.0	4.3	1383457
12064775	01	AE	NI/SN PLATED COPPER ALLOY	0.25	-	-	-	SN	17	0.75 - 1.0	1.7 - 2.2	2.7	3.05	2.5	4.9	1382949
12064776	01	AE	NI/SN PLATED COPPER ALLOY	0.25	-	-	-	SN	15	1.05 - 1.5	1.8 - 2.4	3.05	6.1	3.25	5.6	1383495
12064777	01	AE	NI/SN PLATED COPPER ALLOY	0.25	-	-	-	SN	14	2.0 - 2.5	2.3 - 3.0	3.7	6.1	4	5.6	1383495

COPPER CABLE

DELIVERY NUMBER
13954068
SIZE A1x2 | SCALE 2:1 | WT 1.0 GR | SHEET 1 OF 1 | REV B | IS -



REV	DATE	ECN	ECN	ECN	CRAC	REVISION HISTORY	NOTE	AP	AP	AP
D	07JUL14	01				1. PRA773 - WAS POSITIVE NEG RELEASED 2. PRA774 - WAS POSITIVE NEG RELEASED 3. PRA775 - WAS POSITIVE NEG RELEASED 4. PRA776 - WAS POSITIVE NEG RELEASED 5. PRA777 - WAS POSITIVE NEG RELEASED	4255366	APR	CVR	PLR
C	17JUN14	01	02			ALL PARTS - 25.3.09 (4.95) (L) WAS 25.3.09 (5.08 & 2X (5.08 WAS 2X (5.08) (L) WAS 2X (5.08 & 2X (5.08 WAS 2X (5.08) ADED 2X 40% REMOVED LABEL PRINCIPAL DIM. ADDED 2X 40% REMOVED LABEL PRINCIPAL DIM. ADDED NOTE #7 & SUBSTITUTE FOR DWG #1, #2, #4, #11 & #15	4254615	APR	CVR	PLR
B	03JUN14	01	01			ALL PARTS - 2X (4.9) WAS 2X 4.9 & 2X (5.41 +0.05/-0.1) WAS 2X (5.41 (L) WAS 2X (5.41 & 2X (5.41 ADDED NEW REQUIRED REQUIREMENT ADDED NOTE #6 (TRACTION - RETENTION) & (TRACTION - RETENTION) CLAIMS	4250776	APR	APR	PLR
A	04APR13	01	01			ALL PARTS - 0.18 (0.0126) WAS 0.1 +0.05/-0.1 WAS 0.1 ADDED SCREW CAPACITY NOTE	4198508	APR	APR	PLR
A	30JAN13	01	01			ALL PARTS - UPDATED PART AVAILABILITY	4129248	APR	APR	PLR
A	04AUG12	01	00	-	-	ALL PARTS - REVISED MAX CRIMP NOTE	4103313	APR	APR	PRB

DELIVERY NUMBER
13954068
SIZE A1x2 | SCALE 2:1 | WT 1.0 GR | SHEET 1 OF 1 | REV B | IS -

DELPHI

DELPHI POWER ELECTRICAL SYSTEMS MANUFACTURE

PART DRAWING

UNLESS OTHERWISE SPECIFIED

APVD	ALAN PRIVETT	24JUL14
APVD	ELIAS JUNGES Jr.	30JUL14
APVD	RICARDO J. ALGEO	31JUL14

DELIVERY NAME
TXXT TERM M CES 2.0 SN SEALED

DELIVERY NUMBER
13954068

SIZE A1x2 | SCALE 2:1 | WT 1.0 GR | SHEET 1 OF 1 | REV B | IS -

13954068