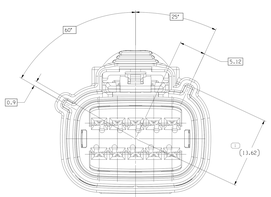

TYPE 102
SAME AS TYPE (0)
EXCEPT AS SHOWN

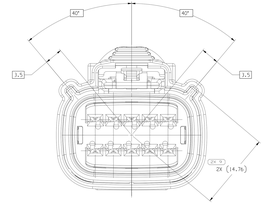

TYPE 105
SAME AS TYPE (0)
EXCEPT AS SHOWN

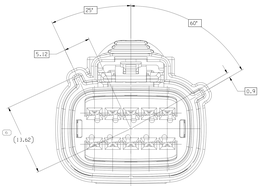

TYPE 103
SAME AS TYPE (0)
EXCEPT AS SHOWN

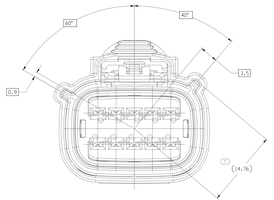

TYPE 106
SAME AS TYPE (0)
EXCEPT AS SHOWN

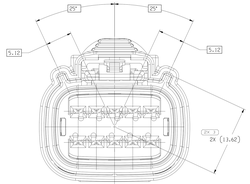

TYPE 104
SAME AS TYPE (0)
EXCEPT AS SHOWN

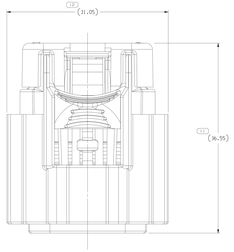

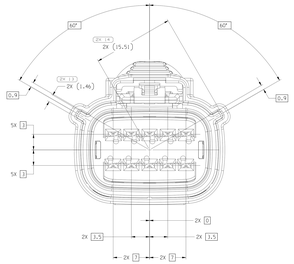

TYPE 101

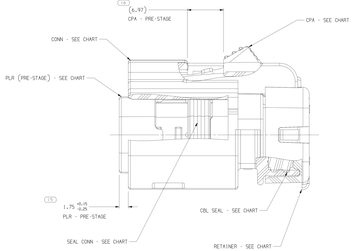

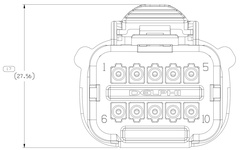

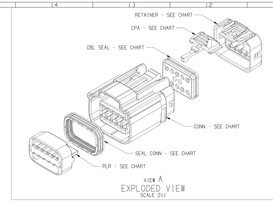

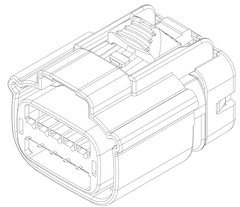

SYMBOL DEFINITION		MISSING SYMBOLS
A DIMENSION WITHOUT AN INSPECTION REPORT SYMBOL, DOES NOT REQUIRE INSPECTION. IT MAY BE CONTROLLED ON THE INDIVIDUAL COMPONENT DRAWING.	TOTAL NO. OF INSPECTIONS REQUIRED: 16	2 4-5 8 10
	LAST NO. USED: 17	

DWG STATUS					REVISION HISTORY								
DATE	DESIGN	ENG	PLAN	CUST	ZONE	REVISION HISTORY							DATE	DR	CH	APV	APV2
13JA13	R	01	-	-		1551482: WAS PE24W3A1, REV'D & RELEASED; 1551483: WAS PE24W3A2, REV'D & RELEASED; 1551484: WAS PE24W3A3, REV'D & RELEASED; 1551485: WAS PE24W3A4, REV'D & RELEASED; 1551486: WAS PE24W3A5, REV'D & RELEASED; 1551488: WAS PE24W3A7, REV'D & RELEASED;							43JF08	CSC	ESC	SAS	
20MY13	R	02	-	-		ALL PARTS - REVISED CONN & RETAINER AND STW (13.25) WAS (10.99)							42JA43	CBO	CBO	DAT	
24MY13	R	03	-	-		ALL PARTS - UPDATED CONN, RETAINER & PLR; REVISED CAVITY PLUG; REVISED SEAL CONN; WAS (27.64) 26.15±0.51 WAS 2015.07.01 (14.70) WAS (16.76); 29.13±0.78 WAS (29.21) WAS (28.70); 6.97±0.78) WAS (11.61) AND PSE WAS STW (3)							42Z13A	CBO	CBO	DAT	
31OCT13	R	04	-	-		ALL PARTS - UPDATED CONN, PLR, SEAL CONN, SEAL CBL AND CPA							42A34Y	MF	JAA	DGI	
05DEC13	R	05	-	-		ALL PARTS - ADDED "ACCEPTED CABLE O.D." NOTE							42A87A	CGO	CGO	DGI	
15DC14	R	06	-	-		ALL PARTS - UPDATED CONN, CPA, RETAINER, PLR AND RELATED DIMS							42Y905	GRA	AN	AGI	
18FE15	R	07	-	-		1322456D, 1322458I - RELEASED							428890	AHD	AHD	CFA	
16JA17	R	08	-	-		1326233A, 1326233B - RELEASED							429917	ABC	AMC	FM	
11DE19	R	09	-	-		ALL PARTS - 1551482B, 1551483B, 1551484B, 1551485B, 1551486B WAS PART AVAILABILITY							43Y779	DAT	RKO	DAT	
06JA16	R	10	-	-		1326233H & 36 - UPDATED PART AVAILABILITY							431793	NRM	AMC	FM	
22FE16	R	11	-	-		1551482-2B - UPDATED PART AVAILABILITY							432086	NRM	AMD	GL	
15AU16	R	12	-	-		1322456D, BI, 1326233A & 36 - MOVED TO SHEET 2							433928	KYT	KYT	DGL	
20MR17	R	13	-	-		ALL PARTS - ADDED NOTES 13 PLCS) AND REMOVED CABLE O.D. NOTE							436095	GLD	GLD	GDL	
22FE18	R	14	-	-		ALL PARTS - (6.97) WAS 6.97							439119	JAA	JAA	CV	
28FE18	R	15	-	-		1551482Z - UPDATED PART AVAILABILITY							439184	ACD	GL	ACV	
20JA19	R	16	-	-		ALL PARTS - ADDED "MUNCH PATTERN COMPLIANT(MNP & "ASSEMLIES WITHOUT CPA" NOTES							441348	ALL	DSP	DSP	

1551482G	07	AA	106	1551481V	1551489S	1551490S	1551489S	1551488S	1551909G		F
1551482G	07	AA	105	1551481B	1551489S	1551490S	1551489S	1551488S	1551909G		E
1551482G	07	AA	104	1551481J	1551489S	1551490S	1551489S	1551488S	1551909G		D
1551482G	07	AA	103	1551481G	1551489S	1551490S	1551489S	1551488S	1551909G		C
1551482T	07	AB	102	1551481S	1551489S	1551490S	1551489S	1551488S	1551909G		B
1551482T	07	AA	101	1551481A	1551489S	1551490S	1551489S	1551488S	1551909G		A
PART NO	REV	N/P	TYPE	CONNECTOR	PLR	SEAL CONN	SEAL CBL	RETAINER	CPA	USCAR OPTION		

DRAWING NUMBER 1551482 7
SCALE A1x4 | SHEET S1:1 | SHEET 2 OF 2 | SHEET 2 OF 16 | REV 16

NOTES

1. UNLESS OTHERWISE SPECIFIED AND/OR INDICATED:

   DIMENSIONS ARE TO FACE OF VIEW SHOWN AND AUTOMATICALLY ROUNDED BY COMPUTER FOR INSPECTION. ALL DIMENSIONS ARE FOR REFERENCE ONLY. ANY OTHER MODELING NOT SHOWN BUT REQUIRED FOR TOOL BUILD, SEE MATH MODEL FOR PRECISE TOOL PATH DATA.

2. PART IS MANUFACTURED TO GEOMETRIC TOLERANCES. CENTERLINE DIMENSIONS ARE FOR REFERENCE ONLY.

3. SEALING CODE 4 - DESIGN WILL MEET REQUIREMENTS OF SAE/USCAR-2 (PRESSURE/VACUUM AND SUBMERSION). DESIGN WILL NOT FLOW/SWAY (PRESSURE/VACUUM AND SUBMERSION).

4. THIS PRODUCT IS NOT CATEGORIZED AS AN APPEARANCE ITEM. MINOR IMPERFECTIONS INCLUDING, BUT NOT LIMITED TO, FLOW MARKS, COLOR BLEMISHES, GATE VESTIGE, AND SOFT FLASH THAT DO NOT AFFECT THE FIT, FORM, OR FUNCTION OF THE PART ARE PERMISSIBLE PER EAMP_4-1.CS.01.EN.

5. FOR APPLICATION DATA SEE THE INDIVIDUAL APPLICATION DRAWINGS.

6. ASSEMBLY TO BE USED WITH APPROPRIATE APTIV HOLDER DESIGN.

7. ASSEMBLY TO BE PROCESSED USING APTIV CONNECTION SYSTEMS BEST PRACTICE METHODS AND/OR CONNECTOR ASSEMBLY INSTRUCTIONS AND APPLICABLE REPAIR PROCEDURES.

8. BEFORE TERMINAL ASSEMBLY, VERIFY THAT PLR IS IN THE PRE-STAGE POSITION ON THE CONNECTOR. IF NOT, RETURN PLR TO PRE-STAGE POSITION.

9. FOR DIFFERENT PUNCH PATTERN CONFIGURATIONS (IF AVAILABLE) SEE SHEET 2

10. FOR ASSEMBLIES WITHOUT CPA SEE DRAWING 1553212

(16) PROCESS SENSITIVE DIMENSION

DIMENSION ENCLOSED IN A RECTANGLE WITH ROUNDED CORNERS IS A CRITICAL TO FUNCTION DIMENSION

DIMENSIONAL TOLERANCES UNLESS OTHERWISE SPECIFIED		
.XX ±0.25 .XXX ±0.127 .XXXX ±0.0127	ANGLES ±0.5°	
.XX ±0.25 .XXX ±0.127 .XXXX ±0.0127	ANGLES ±0.5°	
.XX ±0.25 .XXX ±0.127 .XXXX ±0.0127	ANGLES ±0.5°	
DIMENSIONS ARE IN MILLIMETERS		

THIRD ANGLE PROJECTION

ISO NOT ASME Y14.5M

NX

THIS DRAWING CONTAINS INFORMATION THAT IS PROPRIETARY TO APTIV. THE INFORMATION THAT APPEARS ON THIS DRAWING MAY NOT BE REPRODUCED, DISTRIBUTED, OR DISCLOSED TO ANY OTHER PERSON OR ENTITY WITHOUT APTIV'S WRITTEN CONSENT.

PROPRIETARY INFORMATION		
PART DRAWING		
DRAWN		
NAME (CAP)	SIGN	DATE
UNLESS OTHERWISE SPECIFIED		
THIS DRAWING IS THE PROPERTY OF APTIV AND CONTAINS INFORMATION THAT IS PROPRIETARY TO APTIV. REPRODUCTION, USE, OR DISCLOSURE TO ANY OTHER PERSON OR ENTITY WITHOUT WRITTEN CONSENT IS PROHIBITED.		

DRAWN	EDUARDO SENA	13JA13
APV1	EDUARDO SENA	13JA13
APV2	GERARDO GOMEZ	13JA13
APV3		
APV4		
APPROVALS	PROPRIETARY OF CONTINA AND REPRODUCED CONTROL FOR APTIV (CFAMOS)	
DRAWING	SEE CHART	
DRAWING NAME	TAX1 XSM CONN 10 F OCS 1.5 SLD	
DRAWING NUMBER	1551482 7	
SCALE A1x4	SHEET S1:1 | SHEET 2 OF 2 | SHEET 2 OF 16	REV 16

APTIV
CONNECTION SYSTEMS
BERRYN, IN
COPYRIGHT 2013 APTIV. ALL RIGHTS RESERVED.

1551482