SYMBOL DEFINITION		
A DIMENSION WITHOUT AN INSPECTION REPORT SYMBOL [ ] DOES NOT REQUIRE INSPECTION. IT MAY BE CONTROLLED ON THE INDIVIDUAL COMPONENT DRAWING.	TOTAL NO OF INSPECTIONS REQUIRED	25
	LAST NO. USED	14

MISSING SYMBOLS
NO MISSING SYMBOL NUMBER

DWG STATUS DATE	STS	REC	N/P	DIB	ZONE	REVISION HISTORY	AUTH	DR	APVD 1	APVD 2
03DE99	R	01	-	-		CLEANED REV COLUMN AND ALL PARTS - TAXI PD CREATED.	227350	JAM	JAM	EH
14JL08	R	02	-	-		12015024 - UPDATED MAT'L CALLOUT.	495293	JAR	DMC	AES
08AU09	R	03	-	-		ALL ACTIVE PARTS - DIM 23.1 +0.15/-0.3 WAS 23.1 +/-0.15 DIM 20.3 +0.15/-0.3 WAS 20.3 +/-0.15 AND DIM 16.5 +0.15/-0.5 WAS 16.5 +/-0.15	438611	APR	MAC	APR
22JN11	R	04	-	-		12015024 - ADDED NONE APPEARANCE ITEM NOTE	414638	JRL	JRL	DM

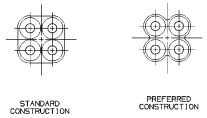

CABLE END VIEW OF CONNECTOR BODY

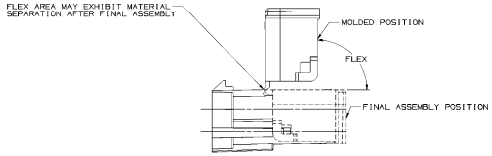

SECONDARY TERMINAL LOCK ASSEMBLY REQUIREMENT

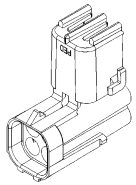

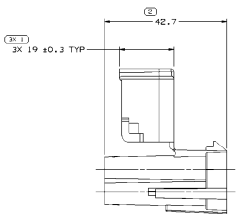

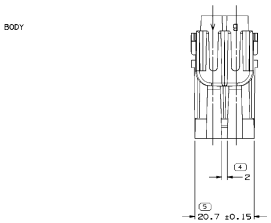

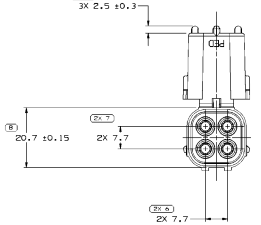

INDEX CODE
-4104-
(ALSO SEE HANDBOOK)

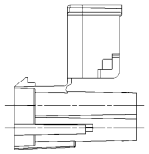

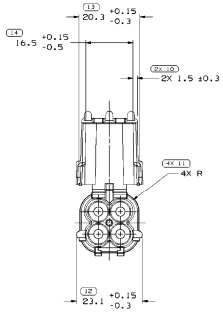

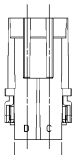

(2X 3) 2X 16.4 ±0.3 TYP

NOTES

1. UNLESS OTHERWISE SPECIFIED AND/OR INDICATED: DIMENSIONS ARE TO FACE OF VIEW SHOWN AND AUTOMATICALLY ROUNDED BY COMPUTER FOR INSPECTION. (SEE MATH MODEL FOR PRECISE DIMENSIONS.) FOR ALL OTHER DIMENSIONS NOT SHOWN BUT REQUIRED FOR TOOL BUILD, SEE MATH MODEL FOR PRECISE TOOL PATH DATA.
2. SEALING CODE 3.
3. THIS PART IS NOT CONTROLLED FOR AUTOMATIC FEEDING.
5. CAUTION: DO NOT ATTEMPT TO COPY THIS DRAWING WHEN DESIGNING A MATING PART TO A WEATHER PACK CONNECTOR. PLEASE REQUEST THE LATEST COPY OF DRAWING NUMBER 12020084 FROM THE PACKARD ELECTRIC DIVISION.
7. MATERIAL RECYCLING CODE PER ISO 11469. (2.3)X(0.1) CHARACTERS AS SHOWN TO BE LOCATED ON ANY EXTERIOR SURFACE. OPTIONAL CONSTRUCTION TO BE NO MATERIAL RECYCLING CODE.
8. (2.3)X(0.1) DELPHI CORPORATE BRAND TO BE LOCATED ON ANY EXTERIOR SURFACE, PREFERABLY VISIBLE AT FINAL ASSEMBLY. OPTIONAL CONSTRUCTION FOR EXISTING TOOLING MAY BE "PED" OR NO LOGO.
9. FOR APPLICATION DATA SEE THE INDIVIDUAL APPLICATION DRAWINGS.
10. THIS PRODUCT IS NOT CATEGORIZED AS AN APPEARANCE ITEM. MINOR IMPERFECTIONS INCLUDING, BUT NOT LIMITED TO, FLOW MARKS, COLOR BLEMISHES, GATE VESTIGE, AND SOFT FLASH THAT DO NOT AFFECT THE FIT, FORM, OR FUNCTION OF THE PART ARE PERMISSIBLE PER DPNP-4.7-CS-01.

PART NO	REV	N/P	STATUS	MATERIAL SPECIFICATION AND COLOR	APPLICATION	VOLUME (CM³)
12160904	A	-	OBSOLETE	POLYAMIDE COMPOUND GRAY MD	IN LINE	8.332
12015024	E6	-		POLYAMIDE COMPOUND BLACK	IN LINE	8.332

DWG TYPE: PART DRAWING
STYLE:
VOLUME (CM³): SEE CHART
SCHEM CONN:
UNLESS OTHERWISE SPECIFIED
THIS DOCUMENT IS IN ACCORDANCE WITH ASME Y14.5M (1994) UNLESS OTHERWISE SPECIFIED. THIS DRAWING IS THE COLLECTIVE INTERPRETATION OF DIMENSIONING & TOLERANCING STANDARDS AT PRESENT BUT BY WHICH DEPENDS ENTIRELY FOR ACCURACY OF FEATURES NOT BY SHEER DEPENDENCE ON SYSTEM REFERENCES.
ALL DIMENSIONS ARE IN MILLIMETERS
(C 2) PROCESS INSPECTION STANDARDS
DIMENSIONS INCLUDE ALL PLATING
REFERENCE
THIRD ANGLE PROJECTION
DO NOT SCALE
USE MATH DATA
NX

DELPHI
DELPHI PACKARD ELECTRICAL/ELECTRONIC ARCHITECTURE
WARREN, OH

		DATE
DR		
APVD1	L. MACIAS.	03DE99
APVD2	J. VILLAMIL.	17DE99
APVD3	J. VILLAMIL.	17DE99
APVD4		
APVD5		

SUBSTANCES OF CONCERN AND RECYCLED CONTENT PER DELPHI (GM/ROEL)

SCALE: SEE CHART

DRAWING NAME: TAXI CONN M W/P SHD SLD

DRAWING NUMBER: 12160905

SIZE	SCALE	TYPE	SHEET NO	QTY	REV	N/P
AD	2:1	I	1 OF 1	1	R	04 -