SYMBOL DEFINITION		
A DIMENSION WITHOUT AN INSPECTION REPORT SYMBOL (□) DOES NOT REQUIRE INSPECTION. IT MAY BE CONTROLLED ON THE INDIVIDUAL COMPONENT DRAWING.	TOTAL NO OF INSPECTIONS REQUIRED	14
	LAST NO. USED	14

MISSING SYMBOLS
NO MISSING SYMBOL NUMBER

DWG STATUS DATE	STA	REV	N/P	DWB	ZONE	REVISION HISTORY	AUTH	DR	APVD 1	APVD 2
04MR04	R	31	-	-		ALL PARTS - WERE SEPARATE DWGS	252417	JVM	JVM	EH
16JL04	R	32	-	-		ALL ACTIVE PARTS - UPDATED PDM ATTRIBUTES	256676	ESM	PRG	GER M
23OC14	R	33	-	-		02977156 - OBSOLETE	427997	KRM	JMC	ERG
12OC15	R	34	-	-		02973852-53 & 02977483 - OBSOLETE	431608	KH	KH	ERG

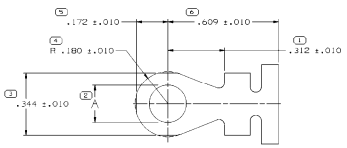

TYPE 501
BLANK VIEW (APPROX)

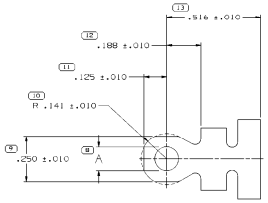

TYPE 502
BLANK VIEW (APPROX)

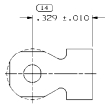

TYPE 503
BLANK VIEW (APPROX)
SAME AS TYPE 502
EXCEPT AS SHOWN

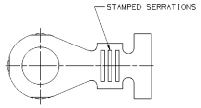

TYPE 504
BLANK VIEW (APPROX)
SAME AS TYPE 501
EXCEPT AS SHOWN

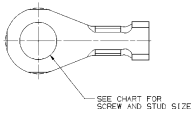

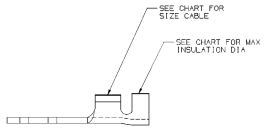

TYPE 501

NOTES

1. UNLESS OTHERWISE SPECIFIED AND/OR INDICATED:
   DIMENSIONS ARE TO FACE OF VIEW SHOWN AND AUTOMATICALLY ROUNDED BY COMPUTER FOR INSPECTION. (SEE MATH MODEL FOR PRECISE DIMENSIONS.) FOR ALL OTHER DIMENSIONS NOT SHOWN BUT REQUIRED FOR TOOL BUILD, SEE MATH MODEL FOR PRECISE TOOL PATH DATA.

PART NO	REV	N/P	MAT'L SIZE	PART NO	REV	N/P	MAT'L SPEC	SIZE (MM²)	DIA (MM)	ID	TYPE	A	G ±.015
UNPLATED				TIN PLATED				CABLE					
			.0201 X .781	12015312	B		M1588077	0.8-0.5	3.13-2.69		504	.204±.003	.125
02988763	CJ		.0320 X .453	M36141				0.8-0.5	-------		503	.095±.003	.140
02988168	CJ		.0320 X .641	M36141 6	02988168	CJ	M3649116	0.8-0.5	2.40-2.03		502	.095±.003	.140
02984921	CH		.0201 X .781	M1536077				0.22	1.23-1.05		501	.204±.003	.090
02984922	CH		.0201 X .781	M1536077				0.22	1.23-1.05		501	.147±.003	.090
02984747	CJL		.0320 X .641	M36141 6				0.8-0.5	3.13-2.69		502	.129±.003	.140
02984642	CH		.0254 X .781	M1536200	02984643	CH	P1536200	2.0-1.0	3.61-3.05		501	.204±.003	.160
02984482	CJL		.0320 X .641	M36141 6	02994443	CJ	M3649116	2.0-1.0	3.05-2.48		502	.147±.003	.160
02984481	CJL		.0320 X .641	M36141 6	02994244	CJ	M3649116	0.8-0.5	2.40-2.03		502	.147±.003	.140
02984480	CJL		.0320 X .641	M36141 6				2.0-1.0	3.05-2.48		502	.129±.003	.160
02984479	CJ		.0320 X .641	M36141 6	02984483	CJ	M3649116	0.8-0.5	2.40-2.03		502	.129±.003	.140
02984942	CH		.0320 X .641	M36141 6				0.8-0.5	3.13-2.69		502	.133±.003	.140
02977481	BJC		.0320 X .781	M36141 21	02977500	BJJ	M3649121	0.8-0.5	3.13-2.69		501	.204±.003	.130
02977482	BJL		.0320 X .781	M36141 21	02989239	BJ	M3649121	0.8-0.5	3.13-2.69		501	.147±.003	.130
02977181	BJL		.0320 X .781	M36141 21				0.8-0.5	2.40-2.03		501	.204±.003	.130
02977480	BJL		.0320 X .781	M36141 21	02989239	BJ	M3649121	0.8-0.5	2.40-2.03		501	.173±.003	.130
02977479	BJ		.0320 X .781	M36141 21				0.8-0.5	2.40-2.03		501	.147±.003	.130
02977150	BJC		.0320 X .781	M36141 21				0.8-0.5	3.13-2.69		501	.173±.003	.130
02973950	BJC		.0320 X .781	M36141 21	02973951	BJC	M3649121	2.0-1.0	3.05-2.48		501	.147±.003	.160
02973950	BJL		.0320 X .781	M36141 21	02973951	BJ	M3649121	2.0-1.0	3.05-2.48		501	.173±.003	.160
02973848	BJL		.0320 X .781	M36141 21	02973849	BJJ	M3649121	2.0-1.0	3.05-2.48		501	.204±.003	.160

A DIA.	STANDARD	METRIC
	SCREW/STUD SIZE	
.204±.003	#10	M5
.173±.003	#8	M4
.147±.003	#6	M3.5
.133±.003	#5	M3
.120±.003	#4	M3
.095±.003	#2	M2

THE DRAWN TURNBUCKLE FORM SHOWS PROTOTYPE PARTS WHICH MAY NOT BE AVAILABLE FOR ORDERING.

PART NUMBERS THAT DO NOT HAVE A LINE PRESENT INDICATE THAT PHYSICAL PARTS ARE AVAILABLE FOR ORDERING.

CONTACT DELPHI SALES TO ASSURE AVAILABILITY OF PARTS.

DWG TYPE: PART DRAWING

STYLE

SCALE (DIM): SHEET (DIM)

UNLESS OTHERWISE SPECIFIED
THIS DRAWING IS TO BECOMES WITH ASME Y14.5M-1994 ALL DIMENSIONS ARE IN MILLIMETERS. ALL DIMENSIONS ARE TO BE ACHIEVED AFTER PLATING OR PAINTING. DIMENSIONS ARE TO BE ACHIEVED AFTER PLATING OR PAINTING BY BY SHOP REPAIRED BY PROVIDER OF SYSTEM REFERENCE.

ALL DIMENSIONS ARE IN INCHES

REFERENCE

PROCESS INSPECTION STANDARDS
DIMENSIONS ONLY(REF) IN 2 DECIMALS
ALL DIMENSIONS ARE TO BE TO RANGE LIMITS ARE EXCLUDED

DIMENSIONAL RANGE (IN)		SHIFT
FROM	TO	
0	.500	+.500

TOLERANCE UNLESS OTHERWISE SPECIFIED
±.010
FINISH TOLERANCE ±0

THIRD ANGLE PROJECTION

DO NOT SCALE

USE MATH DATA

NX

APVD1	JAIME VILLAMIL	04MR04
APVD2	JAIME VILLAMIL	04MR04
APVD3	ERIC HAROLDSON	05MR04
APVD4		
APVD5		

SUBSTANCES OF CONCERN AND RECYCLED
COPYSEP PCR DELPHI (EMADEX)

MATERIAL
SEE CHART

DRAWING NAME
TAXI TERM RING

DELPHI
DELPHI PROVIDO ELECTRICAL/ELECTRONIC ARCHITECTURE

COPYRIGHT 2004 DELPHI AUTOMOTIVE SYSTEMS LLC
ALL RIGHTS RESERVED.
THIS DRAWING IS THE PROPERTY OF DELPHI AUTOMOTIVE SYSTEMS LLC AND CONTAINS DETAILS CONFIDENTIAL INFORMATION. THIS DRAWING MUST NOT BE REPRODUCED IN WHOLE OR IN PART WITHOUT WRITTEN PERMISSION OF DELPHI AUTOMOTIVE SYSTEMS LLC. NO REPRODUCTION OF ANY DETAILS TO OTHERS WITHOUT EXPRESS AUTHORIZATION IS PROHIBITED.

SIZE	SCALE	TYPE	SHEET NO	ZONE	REV	NOP
A0	5:1	P	1 OF 1	5 OF	R 04	-

02962869