SYMBOL DEFINITION		
A DIMENSION WITHOUT AN INSPECTION REPORT SYMBOL ☐ DOES NOT REQUIRE INSPECTION. IT MAY BE CONTROLLED ON THE INDIVIDUAL COMPONENT DRAWING.	TOTAL NO OF INSPECTIONS REQUIRED	19
	LAST NO. USED	12

MISSING SYMBOLS
NO MISSING SYMBOL NUMBER

DWG STATUS					ZONE	REVISION HISTORY	AUTH	DR	APVD I.E.	APVD
DATE	STN	REV	W/P	CHG						
28NOV01	R	05	-	-		REDRAWN TO PD, MAT'L SPEC WAS R0C63785 AND REVISED LOGO	217764	RH	RCH	RC
22APR04	R	05	AA	-		DIM. 1 WAS 6X MOVE TO FRONT VIEW, DIM. 3 WAS 7X MOVED TO FRONT VIEW, DIM. 4 WAS 2X MOVED TO FRONT VIEW, DIM. 2 MOVED TO FRONT VIEW.	254713	LMB	LMB	TM

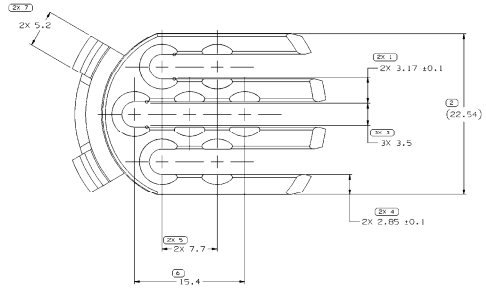

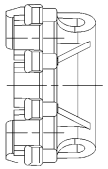

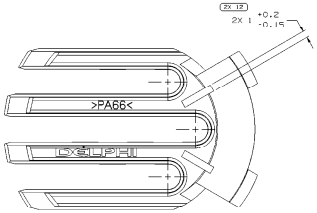

NOTES

1. UNLESS OTHERWISE SPECIFIED AND/OR INDICATED:
   DIMENSIONS ARE TO FACE OF VIEW SHOWN AND AUTOMATICALLY ROUNDED BY COMPUTER FOR INSPECTION (SEE MATH MODEL FOR PRECISE DIMENSIONS). FOR ALL OTHER DIMENSIONS NOT SHOWN BUT REQUIRED FOR TOOL BUILD, SEE MATH MODEL FOR PRECISE TOOL PATH DATA.
2. THIS PART IS NOT CONTROLLED FOR AUTOMATIC FEEDING.
3. MATING COMPONENTS OR EQUIVALENT:
   CONNECTOR 12110750 & 12110753
4. MATERIAL RECYCLING CODE >PA66< PER SAE J1344. (2.3)X(0.1) RAISED CHARACTERS AS SHOWN TO BE LOCATED ON ANY EXTERIOR SURFACE. OPTIONAL CONSTRUCTION TO BE NO MATERIAL RECYCLING CODE.
5. (2.3)X(0.1) RAISED DELPHI CORPORATE BRAND TO BE LOCATED ON ANY EXTERIOR SURFACE, PREFERABLY VISIBLE AT FINAL ASSEMBLY. OPTIONAL CONSTRUCTION TO BE "RED" OR NO LOGO.

☐ 0.1 PROCESS SENSITIVE DIMENSION	
DIMENSIONS LABELED "TBC" OR "REFERENCE" ARE NOT CONTROLLED.	
UNITS ARE MILLIMETERS	

NAME TYPE	PART DRAWING
STYLE	
VOLUME (CUB)	1.943
SYSTEM CODE	
MASS(TOW)	6900

UNLESS OTHERWISE SPECIFIED
THIS DOCUMENT IS IN ACCORDANCE WITH ANSI Y14.5M-1994 UNLESS OTHERWISE SPECIFIED. DIMENSIONS ARE SHOWN FOLLOWING DIAGRAM 4 (TYP). ALL GEOMETRIC TOLERANCES AND RELATED DATUMS APPLY ONLY WHEN A GEO. TOL. IS SPECIFIED FROM A DIMENSION. ALL DIMENSIONS WITH A GEO. TOL. SPECIFIED MUST BE ACCOMPANIED BY DATUM(S) OR DATUM TARGET(S). ALL DATUM LOCATIONS ARE ASSUMED TO BE THE MATHEMATICAL SEPARATE POSITION CALCULATED WHICH MAY BE CHECKED SEPARATELY. DIMENSIONS MAY BOW IN SPACE.
ALL DIMENSIONS ARE IN MILLIMETERS

REFERENCE	

THIRD ANGLE PROJECTION

DO NOT SCALE

USE MATH DATA

R 0.1 MAX	
R 0.2 MAX	

SHARP CORNER TOLERANCE

DIMENSIONAL BASIC UNI											CHART 1
FROM	0	2	3.15	6	10	>10	>250	>2000	>250	>2500	
TO		2	3.15	6	10	250	2000	250	2500	400	
ALLOWANCE PLACES DECIMALS SPECIFIED											
	±0.15	±0.2	±0.25	±0.3	±0.4	±0.5	±0.8	±1	±1.2		

ANGLE TOLERANCE ±0°

DELPHI

DELPHI PACKARD ELECTRIC SYSTEMS
WARREN, OH

	DATE
DR	
APVD1 H. HERMOSILLO	28NOV01
APVD2 R. CHACON	08FEB02
APVD3 R. CORZAS	11FEB02
APVD4	
APVD5	

SUBSTANCES OF CONCERN AND RECYCLED CONTENT PER DELPHI 12044901

MATERIAL
W/254012 PA66 HS IM LT GRAY

DRAWING NAME
LOCK TPX W/P 2BD 7 GRA LT

DRAWING NUMBER
12110754

SIZE	SCALE	FRAME NO	SHEET NO	STN	REV	W/P
AD	5:1	1 OF 1	1 OF 1	R	05	AA