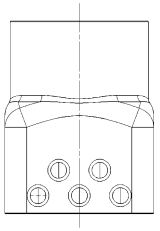
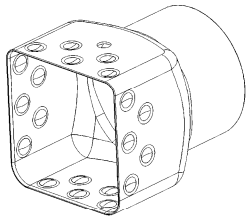
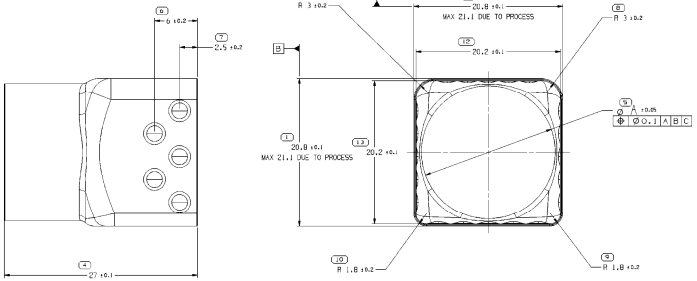
SYMBOL DEFINITION		
A DIMENSION WITHOUT AN INSPECTION REPORT SYMBOL (□) DOES NOT REQUIRE INSPECTION. IT MAY BE CONTROLLED ON THE INDIVIDUAL COMPONENT DRAWING.	TOTAL NO OF INSPECTIONS REQUIRED	13
	LAST NO. USED	13

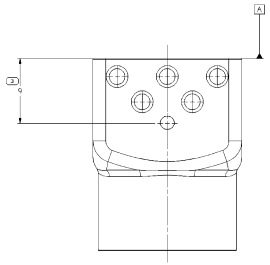
MISSING SYMBOLS
NO MISSING SYMBOL NUMBER

DWG STATUS					ZONE	REVISION HISTORY	AUTH	DR	APVD/CHKD
DATE	STR	REL	M/P	CHG					
180617	R	01	-	-		CREATED PART DRAWING	4186427	JWEN	WLA AM









TYPE 101

NOTES

1. UNLESS OTHERWISE SPECIFIED AND/OR INDICATED:

   DIMENSIONS ARE TO FACE OF VIEW SHOWN AND AUTOMATICALLY ROUNDED BY COMPUTER FOR INSPECTION (SEE MATH MODEL FOR PRECISE DIMENSIONS). FOR ALL OTHER DIMENSIONS NOT SHOWN BUT REQUIRED FOR TOOL BUILD, SEE MATH MODEL FOR PRECISE TOOL PATH DATA.

2. PART MUST BE FREE OF BURRS,SHARP EDGE,OIL,GREASE OR OR OTHER CONTAMINANTS.

3. ALL DIMENSIONS ARE AFTER PLATING.

4. PLATING:
   NICKEL, 5 MICRONS PER ASTM B-689, TYPE I, CLASS X.

5. THIS PART IS USED IN ASSEMBLY PARTS ON DRAWING 33357207.
   THIS PART IS USED IN ASSEMBLY PARTS ON DRAWING 33357077.

6. PART MUST BE WATERPROOF PACKING.

7. THIS PRODUCT IS NOT CATEGORIZED AS AN APPEARANCE ITEM.

8. MINOR IMPERFECTIONS INCLUDING, BUT NOT LIMITED TO, SCRATCHES, DENTS, CRACKS, MISSING MATERIAL, BLISTERS, AND SOFT AREAS SHALL NOT BE CAUSE FOR REJECTION UNLESS THEY AFFECT FUNCTION OF THE PART. ARE PERMISSIBLE PER DNPS 4.7-55-01.

7. PART MUST BE WATERPROOF PACKING.

8. IACS OF MATERIAL PERMITTED MIN. 24% .

PART NO	REV	N/P	DESCRIPTION	MATERIAL	VOLUME (CM³)	MATING INNER FERRULE	A	CABLE OD
35172727	01	-	OUTER FERRULE 25 MM²	COPPER ALLOY	0.558	35172724	15.1	12.2 mm
35172728	01	-	OUTER FERRULE 35 MM²	COPPER ALLOY	0.571	35172725	17.3	14.4 mm
35172729	01	-	OUTER FERRULE 50 MM²	COPPER ALLOY	0.579	35172726	18.7	15.8 mm

THE DRAWN TUBULAR PART NUMBER INDICATES THAT PHYSICAL PARTS ARE NOT AVAILABLE FOR ORDERING.

PART NUMBERS THAT DO NOT HAVE A LINE PRESENT INDICATE THAT PHYSICAL PARTS ARE AVAILABLE FOR ORDERING.

CONTACT DELPHI SALES TO VERIFY AVAILABILITY OF PARTS.

DWG TYPE: PART DRAWING

STYLE:

VOLUME (CM³): SEE CHART

SHEET SIZE:

UNLESS OTHERWISE SPECIFIED

DATA ACCORDING TO IS INTERCHANGED WITH ISO TAR 14 PRODUCTION DATA PROPERTY REPRESENTATION AND EXCHANGE PART 1: OVERVIEW AND FUNDAMENTAL PRINCIPLES. REFERENCE PATTERNS OF FEATURES MAY BE SHOWN IMPROPERLY REMOVABLES OF DATUM REFERENCES.

MATERIAL: SEE CHART

ALL DIMENSIONS ARE IN MILLIMETERS

(S) PROCESS SENSITIVE DIMENSION

REFERENCE

DIMENSIONS AND ZONES IN Z (J) HAVE NOT BEEN ADJUSTED FOR PLATING. LIMITS ARE FINISHED.

DIMENSIONAL RANGE (MM)	CHART C
FROM	TO
0	>12

TOLERANCE LIMITS UNLESS OTHERWISE SPECIFIED: ISO 2768 MEDIUM

ANGULAR TOLERANCE ±2°

THIRD ANGLE PROJECTION

DO NOT SCALE

USE MATH DATA

NX

DELPHI

DELPHI PACKARD ELECTRICAL/ELECTRONIC ARCHITECTURE

WARREN, OH

COPYRIGHT 2018 DELPHI TECHNOLOGIES PLC AND/OR ITS AFFILIATES.
ALL RIGHTS RESERVED.

THIS DRAWING IS THE PROPERTY OF DELPHI CORPORATION AND CONTAINS DISTRIBUTORY INFORMATION. ACCEPTANCE OF THIS DRAWING CONSTITUTES AGREEMENT OF THE RECIPIENT TO KEEP ITS CONTENTS IN CONFIDENCE AND NOT TO REPRODUCE OR COPY IT, NOR DISCLOSE IT TO OTHERS, WITHOUT EXPRESS AUTHORIZATION, IT PUBLISHED.

	NAME	DATE
DR		
APVD1	HUIMEI HUANG	16JAN18
APVD2	WEIDUO JIANG	16JAN18
APVD3	ARTHUR MA	16JAN18
APVD4		
APVD5		

SUBSTANCES OF CONCERN ARE RECYCLED
COPYRIGHT FOR DELPHI (DRAWING)

DRAWING NAME: TAXI TERM FERRULE N1

DRAWING NUMBER					
33355943					
SIZE	SCALE	TRACE NO	SHEET NO	DWG REV	M/P
A0	5:1	1 OF 1	1 OF 1	R 01	-