| SYMBOL DEFINITION | | |
|---|---|---|
| A DIMENSION WITHOUT AN INSPECTION REPORT SYMBOL (□) DOES NOT REQUIRE INSPECTION. IT MAY BE CONTROLLED ON THE INDIVIDUAL COMPONENT DRAWING. | TOTAL NO OF INSPECTIONS REQUIRED | 22 |
| | LAST NO. USED | 19 |

| MISSING SYMBOLS |
|---|
| NO MISSING SYMBOL NUMBER |

| DWG STATUS DATE | STA | REC | N/P | DWB | ZONE | REVISION HISTORY | AUTH | DR | APVD 1 | APVD 2 | |
|---|---|---|---|---|---|---|---|---|---|---|---|
| 20AU03 | R | 01 | - | - | - | CREATED PO | 246667 | JBR | JBR | DO | |
| 15FE05 | R | 02 | - | - | - | ALL ACTIVE PARTS - ADDED NOTE #3 & DRAWING NAME | 264188 | MJM | MJM | ET | M |
| 20JN05 | R | 03 | - | - | - | ALL ACTIVE PARTS - UPDATED ECL | 269635 | RTV | JAM | BDO | |
| 26AU05 | R | 04 | - | - | - | 12129557 - ADDED OPTIONAL CONSTRUCTION & 15318164 - WAS SEPARATE DWG | 271214 | JTZ | FRB | MB | |
| 30SE05 | R | 05 | - | - | - | 13544665 - RELEASED | 273166 | JS | JS | MR | |
| 27FE06 | R | 06 | - | - | - | 12065266 - CORRECTED DIM A LOCATION ON TYPE 102 | 277922 | MDG | FRB | MR | |
| 08NV07 | R | 07 | - | - | - | ALL ACTIVE PARTS - UPDATED PDM ATTRIBUTES | 431296 | MM | MM | SS | |
| 16JL08 | R | 08 | - | - | - | 12065266 & 15318164- UPDATED MAT'L CALLOUT | 435414 | KEC | JCC | KEC | L |
| 13AU08 | R | 09 | - | - | - | 13726494 - RELEASED | 435712 | JS | JS | DB | |
| 11JA18 | R | 10 | - | - | - | 15318164 - UPDATED PDM ATTRIBUTES | 438638 | RDH | JAM | CFH | |

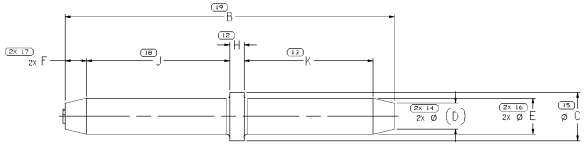


TYPE 101
ALL METRI-PACK PULL TO SEAT
-HAND INSERTION ONLY-

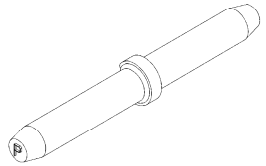

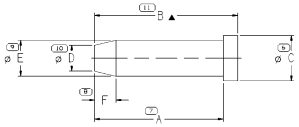


TYPE 102
ALL METRI-PACK PULL TO SEAT
-MACHINE INSERTION ONLY-

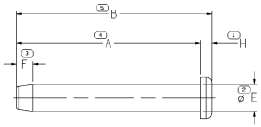


TYPE 103
ALL MICRO-PACK 100W
-HAND INSERTION ONLY-

OPTIONAL CONSTRUCTION

NOTES

1. UNLESS OTHERWISE SPECIFIED AND/OR INDICATED:

   DIMENSIONS ARE TO FACE OF VIEW SHOWN AND AUTOMATICALLY ROUNDED BY COMPUTER FOR INSPECTION (SEE MATH MODEL FOR PRECISE DIMENSIONS). - FOR ALL OTHER DIMENSIONS NOT SHOWN BUT REQUIRED FOR TOOL BUILD, SEE MATH MODEL FOR PRECISE TOOL PATH DATA.

2. THIS PART IS CONTROLLED FOR AUTOMATIC FEEDING AS DENOTED ON DRAWING WITH ▲.

3. REFERENCE MATING COMPONENTS OR EQUIVALENT: SEAL, SEE CHART.

| | | | | | | | | | | | | | | | | | |
|---|---|---|---|---|---|---|---|---|---|---|---|---|---|---|---|---|---|
| 13726494 | 01 | - | POLYAMIDE COMPOUND - YELLOW | 103 | 12.85 | 13.65 | 2.9+/-0.1 | - | 1.9+/-0.15 | 1.15 | 9 | 0.8 | - | - | 12146093 | 1.47/2.12 | 0.040 |
| 13544665 | 01 | AA | POLYBUTYLENE TEREPHTHALATE-BLU LT | 103 | 12.85 | 13.65 | 2.9+/-0.1 | - | 1.9+/-0.15 | 1.15 | 9 | 0.8 | - | - | 12146093 | 1.47/2.12 | 0.040 |
| 15318164 | A3 | - | POLYAMIDE COMPOUND - BLUE | 103 | 12.85 | 13.65 | 2.5 +0.0/-0.1 | - | 1.9+/-0.1 | 1.15 | 9 | 0.8 | - | - | 15355191 | 1.47/1.83 | - |
| 12129557 | D8 | - | POLYAMIDE COMPOUND - BLUE | 103 | 12.85 | 13.65 | 2.9+/-0.1 | - | 1.9+/-0.15 | 1.15 | 9 | 0.8 | - | - | 12146093 | 1.47/2.12 | 0.040 |
| 12169432 | A | - | POLYAMIDE COMPOUND - RED | 102 | 9 | 10▲ | 3.15▲ | 2.2 | 2.5 | 1.5+0.0/-0.15 | 1.5 | - | - | - | 12014364 | 2.5/3.3 | - |
| 12065266 | C11 | - | POLYAMIDE COMPOUND - GRAY MD | 102 | 9 | 10▲ | 3.15▲ | 1.8 | 2.5 | 1.5+/-0.3 | 1.5 | - | - | - | 12064810 | 2/2.4 | 0.050 |
| 12034413 | C10 | - | POLYAMIDE COMPOUND - BLACK | 101 | - | 23+/-0.3 | 3.4+/-0.2 | 1.8 | 2.5 | 1.5+/-0.3 | 1.25 | I | 10 | 9 | 12064810 | 2/4 | 0.113 |
| PART NO | REV | N/P | MATERIAL SPECIFICATION AND COLOR | TYPE | A | B | øC | ø(D) | øE ±0.1 | F | GMAX | H | J | K | MATING SEAL | CABLE RANGE | VOLUME |

| STANDARD DIMENSIONS | RANGE (MM) | | | | | | | | |
|---|---|---|---|---|---|---|---|---|---|
| FROM | > 0 | >30 | >6 | >10 | >100 | >150 | >250 | >350 | >400 |
| TO | 30 | 6 | 10 | 100 | 150 | 250 | 350 | 400 | |

| TOLERANCE ON FOR INTERNAL DIMENSIONS | | | | | | |
|---|---|---|---|---|---|---|
| DECIMAL | ±0.1 | ±0.05 | ±0.02 | ±0.01 | ±0.005 | ±0.001 |
| ANGLE | ±1° | ±30' | ±15' | ±5' | ±2' | ±1' |

DIMENSIONS ARE IN MILLIMETERS

| DRAWING TOLERANCE | |
|---|---|
| ANGLE | ±1° |
| DECIMAL | ±0.1 |

| | |
|---|---|
| THIRD ANGLE PROJECTION | DO NOT SCALE |
| USE MATH DATA | |

A THIS DRAWING REPRESENTS A PART NUMBER WHICH MAY PHYSICAL PARTS ARE NOT AVAILABLE FOR ORDERING.

PART NUMBERS THAT DO NOT HAVE A LINE PRESENT INDICATE THAT PHYSICAL PARTS ARE AVAILABLE FOR ORDERING.

CONTACT DELPHI SALES TO ASSURE AVAILABILITY OF PARTS.

DWG TYPE: PART DRAWING

STYLE

VOLUME (CM³) | SCREW DWG

UNLESS OTHERWISE SPECIFIED
THIS DOCUMENT IS TO ACCORDANCE WITH ASME Y14.5M-1994 UNLESS OTHERWISE SPECIFIED. DIMENSIONS ARE TO BE CALCULATED MEANING THAT DIMENSIONS SHOWN FOR FEATURES NOT BY DIRECT MEASUREMENT ARE DERIVED BY DATUM REFERENCES.

ALL DIMENSIONS ARE IN MILLIMETERS

C11 PROCESS INSPECTION STANDARDS

REFERENCE

DIMENSIONS INCLUDED AS A 3 INDICATE DIMENSIONS THAT ARE CRITICAL TO THE PRODUCT. LIMITS ARE DERIVED FROM:

DELPHI

DELPHI PACKARD ELECTRICAL/ELECTRONIC ARCHITECTURE


COPYRIGHT 2013 DELPHI PACKARD ELECTRIC SYSTEMS
ALL RIGHTS RESERVED.
THIS DRAWING IS THE PROPERTY OF DELPHI PACKARD ELECTRIC SYSTEMS AND CONTAINS CONFIDENTIAL INFORMATION. THIS DRAWING SHALL NOT BE REPRODUCED IN WHOLE OR IN PART WITHOUT WRITTEN PERMISSION FROM DELPHI PACKARD ELECTRIC SYSTEMS. NO RIGHTS, OR OWNERSHIP OF ANY DATA OR INFORMATION, IS GRANTED TO OTHERS.


| | | DATE |
|---|---|---|
| DR | | |
| APVD1 | J.DAVALDON | 20AU03 |
| APVD2 | J.DAVALDON | 20AU03 |
| APVD3 | S.CRAWTES | 22AU03 |
| APVD4 | | |
| APVD5 | | |

SUBSTANCES OF CONCERN AND RECYCLED
COPYRIGHT PDF DELPHI (REVISED)

MATERIAL

SEE CHART

DRAWING NAME

TAXI SEAL CBL 1W HDLE PLUG

| DRAWING NUMBER | | | | | |
|---|---|---|---|---|---|
| 12110800 | | | | | |
| SIZE | SCALE | TRACE NO | SHEET NO | QTY | REV | NPP |
| A0 | 1:01 | 1 OF 1 | 1 OF 1 | 1 | R | 10 | - |