SYMBOL DEFINITION		MISSING SYMBOLS
A DIMENSION WITHOUT AN INSPECTION REPORT SYMBOL ( ) DOES NOT REQUIRE INSPECTION. IT MAY BE CONTROLLED ON THE INDIVIDUAL COMPONENT DRAWING.	TOTAL NO OF INSPECTIONS REQUIRED: 10	NO MISSING SYMBOL NUMBER
	LAST NO. USED: 10	

DWG STATUS DATE	STR	REC	N/P	DIB	ZONE	REVISION HISTORY	AUTH	DR	APVD/APVD 1	2
28JA02	R	01	-	-		ALL PARTS - CREATED PD AND ADDED MATERIAL RECYCLING CODE	216148	RH	PCD	GMC
12JA04	R	02	-	-		ADDED DIM 10 & ADDED NFO NOTE. UPDATED NOTE 2	249873	LL	LLJ	RD
04APR06	R	03	-	-		12065422 - MAT'L SPEC WAS M39/R0302	278935	RMG	JAA	GBJ
13NOV07	R	04	-	-		ALL PARTS - UPDATED PDM ATTRIBUTES	492499	TAJ	TAJ	SLS
15JN11	R	05	-	-		ALL PARTS - 5.5 ±.15 WAS 6.5 ±1.1. REVISED SIZE CHARACTERS & LOGOS	419538	MRC	MRC	AH

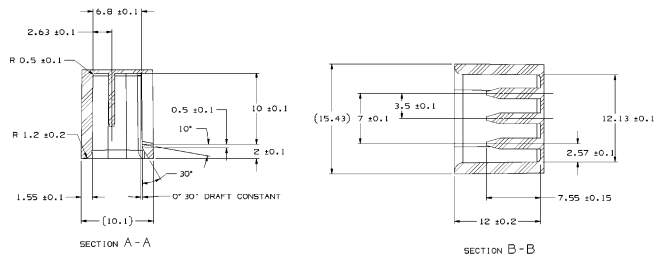

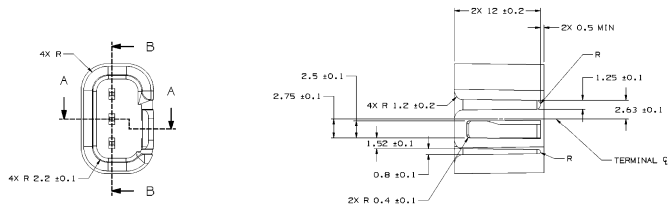

NOTES

1. UNLESS OTHERWISE SPECIFIED AND/OR INDICATED:
   DIMENSIONS ARE TO FACE OF VIEW SHOWN AND AUTOMATICALLY ROUNDED BY COMPUTER FOR INSPECTION (SEE MATH MODEL FOR PRECISE DIMENSIONS). FOR ALL OTHER DIMENSIONS NOT SHOWN BUT REQUIRED FOR TOOL BUILD, SEE MATH MODEL FOR PRECISE TOOL PATH DATA.
   ALL RADII 0.5
   DRAFT IS 0°30' MAX ON ALL OUTSIDE SURFACES
2. MATING COMPONENTS OR EQUIVALENT:
   CONNECTOR 12047781
3. TERMINALS MUST WITHSTAND A MINIMUM PUSHOUT FORCE OF 89 N (20 LBS).
4. RECOMMENDED BODY MATERIAL:
   NYLON 66 OR EQUIVALENT FLEXIBLE THERMOPLASTIC.

MATING CONNECTOR INFORMATION

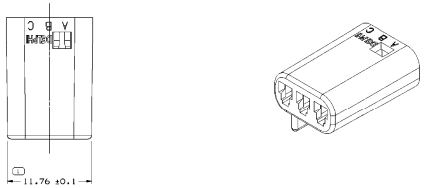

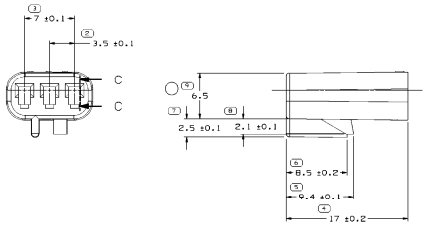

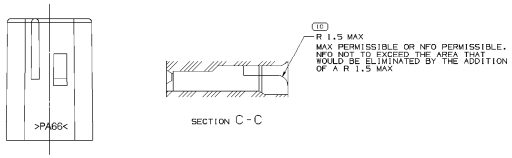

NOTES

1. UNLESS OTHERWISE SPECIFIED AND/OR INDICATED:
   DIMENSIONS ARE TO FACE OF VIEW SHOWN AND AUTOMATICALLY ROUNDED BY COMPUTER FOR INSPECTION (SEE MATH MODEL FOR PRECISE DIMENSIONS). FOR ALL OTHER DIMENSIONS NOT SHOWN BUT REQUIRED FOR TOOL BUILD, SEE MATH MODEL FOR PRECISE TOOL PATH DATA.
2. MATERIAL RECYCLING CODE PER ISO 11469. (11X10.1) CHARACTERS AS SHOWN TO BE LOCATED ON ANY EXTERIOR SURFACE. OPTIONAL CONSTRUCTION TO BE NO MATERIAL RECYCLING CODE.
3. THIS PRODUCT IS NOT CATEGORIZED AS AN APPEARANCE ITEM. MINOR IMPERFECTIONS INCLUDING, BUT NOT LIMITED TO: FLOW MARKS, COLOR BLEMISHES, GATE VESTIGE, AND SOFT FLASH THAT DO NOT AFFECT THE FIT, FORM, OR FUNCTION OF THE PART ARE PERMISSIBLE PER DPNP-4.7-CS-01.
4. THIS PART IS NOT CONTROLLED FOR AUTOMATIC FEEDING.
5. THIS CONNECTOR WILL PASS THRU A Ø13 MIN HOLE.
6. (11X10.1) DELPHI CORPORATE BRAND TO BE LOCATED ON ANY EXTERIOR SURFACE, PREFERABLY VISIBLE AT FINAL ASSEMBLY. OPTIONAL CONSTRUCTION FOR EXISTING TOOLING MAY BE "PED".
7. FOR APPLICATION DATA SEE THE INDIVIDUAL APPLICATION DRAWINGS.

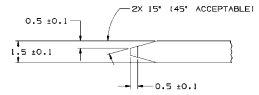

RECOMMENDED MATERIAL: P-1546 (CA-210) BRASS
EXTRA SPRING TEMPER - TIN PLATED.

PLATING THICKNESS: 0.003 - 0.005 MM

TENSILE STRENGTH: 430 MPA

NOTE - USE OF MATERIAL WITH A CONDUCTIVITY 20% IACS AT 68° F SHOULD BE APPROVED BY PACKARD ELECTRIC

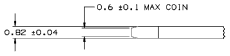

SCALE 10:1

MATING TERMINAL INFORMATION

PART NO	REV	N/P	STATUS	MATERIAL SPECIFICATION AND COLOR	VOL CM³
12065422	02	AB		POLYAMIDE COMPOUND CREAM	0.78
12047781	A4			POLYAMIDE COMPOUND BLACK	0.78

DWG TYPE	PART DRAWING
STYLE	
VOLUME (CM³)	SEE CHART
SURFACE CONDITION	

UNLESS OTHERWISE SPECIFIED

THIS DOCUMENT IS IN ACCORDANCE WITH ASME Y14.5M-1994 UNLESS OTHERWISE SPECIFIED.
TOLERANCES ON DIMENSIONS ARE ±0.25 MM.
TOLERANCES ON ANGLES ARE ±0.5°. TOLERANCE ON THICKNESS AND WALLS ARE ±0.1 MM. TRUE POSITION TOLERANCE ±0.25 MM. THIS DRAWING IS THE PROPERTY OF DELPHI AND MAY NOT BE COPIED OR REPRODUCED IN WHOLE OR IN PART WITHOUT THE WRITTEN PERMISSION OF DELPHI. ANY REPRODUCTION OR DISTRIBUTION OF THIS DRAWING WITHOUT WRITTEN PERMISSION VOIDS ANY IMPLIED WARRANTY.
ALL DIMENSIONS ARE IN MILLIMETERS

(4) PROCESS INSPECTION STANDARDS
STANDARDS INCORPORATED AT I.I. INSPECTION
DIMENSIONS ARE ±0.25 MM AND ±0.5° UNLESS OTHERWISE SPECIFIED

| ATTACHED DOCUMENTS | | |