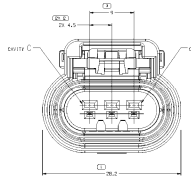

TYPE 103
SAME AS TYPE 102
EXCEPT AS SHOWN

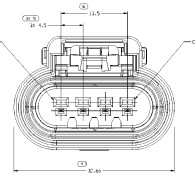

TYPE 104
SAME AS TYPE 102
EXCEPT AS SHOWN

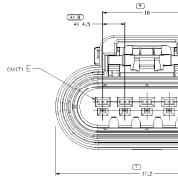

TYPE 105
SAME AS TYPE 102
EXCEPT AS SHOWN

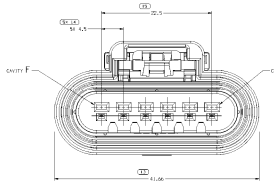

TYPE 106
SAME AS TYPE 102
EXCEPT AS SHOWN

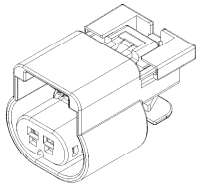

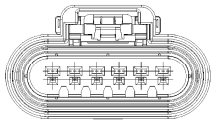

TYPE 107
SAME AS TYPE 106
EXCEPT AS SHOWN

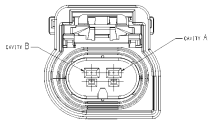

TYPE 108
SAME AS TYPE 102
EXCEPT AS SHOWN

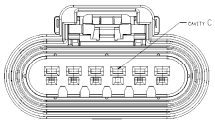

TYPE 110
SAME AS TYPE 106
EXCEPT AS SHOWN
(CAVITY C IS BLOCKED)

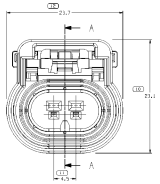

TYPE 102

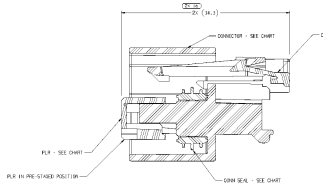

SECTION A-A

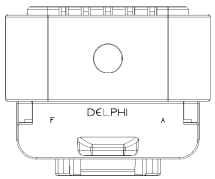

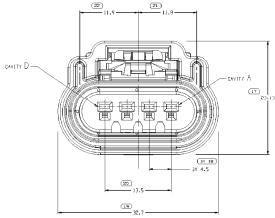

TYPE 109
SAME AS TYPE 102
EXCEPT AS SHOWN

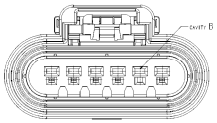

TYPE 111
SAME AS TYPE 106
EXCEPT AS SHOWN
(CAVITY B IS BLOCKED)

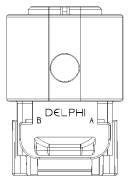

NOTES:

1. UNLESS OTHERWISE SPECIFIED AND/OR INDICATED:

   DIMENSIONS ARE TO FACE OF LIGHT DRAWN AND AUTOMATICALLY ROUNDED BY COMPUTER FOR INSPECTION PURPOSES WITH MINIMUM OF PRECISE DIMENSIONS. (SEE CAD MODEL FOR PRECISE DIMENSIONS). (SEE CAD BUILD, SEE MATH MODEL FOR PRECISE TOOL PATH DATA.

2. THIS PRODUCT IS NOT CATEGORIZED AS AN APPEARANCE ITEM. MINOR IMPERFECTIONS (MELDLINE, DRY SPOT, LIMITED TO FLOW MARKS, COLOR BLEMISHES, GATE VESTIGE, AND SOFT FLASH THAT DO NOT AFFECT THE FIT, FORM, OR FUNCTION OF THE PART ARE PERMISSIBLE PER DPMP-4.7-CS-01.

3. FOR APPLICATION DATA SEE THE INDIVIDUAL APPLICATION DRAWINGS.

4. THIS CONNECTOR MEETS OR EXCEEDS SAE/USCAR-2 (AUGUST 2009) SECTION 5.1.21 TERMINAL RESONANCE CRITERIA WITH THE APPLICATION OF A TERMINAL POSITION ASSURANCE (TPA) SECONDARY LOCK.

PART NO	ID	REV	SUP	TYPE	CONNECTOR	PLR	CONN SEAL	CPA	BLOCKED CAVITIES
7E0A0L0	-	01	-	110	15327212	15329737	15329831	15318707	B
7E0A0L0	-	01	-	110	15327207	15329737	15329831	15318707	C
12077178	-	01	AB	102	2884131	15329815	15329864	2889679	-
12077184	-	01	AB	102	15327204	15329815	15329861	15318707	-
12077177	-	01	AB	106	15329828 / 15341209	15329815 / 15342118	15329861 / 15342119	15318707	-
12077177	-	01	AB	106	15329828 / 15341209	15329815 / 15342118	15329861 / 15342119	15318707	-
2884131	-	01	AC	104	2884131	15329817	15329818	15318707	-
2884131	-	01	AC	104	2884131	15329817	15329818	15318707	-
15321304	-	01	AC	105	15329801	15329817	15329803	15318707	-
15321305	-	01	AC	105	15329801	15329817	15329818	15318707	-
15321304	-	01	AC	102	15329807	15329817	15329801	15318707	-
12129952	-	01	AB	108	15327218	15329837 / 15342122	15329864 / 15342128	15318722	-
15327218	-	01	AK	107	15327218	15329737 / 15342118	15329831 / 15342128	15318722	-
15329801	15342147	BB	-	106	15329828 / 15342209	15329737 / 15342118	15329861 / 15342128	15318707	-
15329813	15342148	BB	-	106	15329828 / 15342210	15329737 / 15342118	15329861 / 15342128	15318707	-
15329813	15342149	BB	-	106	15329828 / 15342210	15329737 / 15342118	15329861 / 15342128	15318707	-
15329813	15342151	BB	-	102	15329828 / 15342210	15329737 / 15342118	15329861 / 15342128	15318707	-
15329802	15342152	BB	-	102	15329806 / 15342133	15329817 / 15342121	15329804 / 15342128	15318707	-

DELPHI
DELPHI PRIVATE ELECTRICAL-ELECTRONIC ARCHITECTURE
DEPARTMENT PRE-DEVELOPMENT ENGINEERING NA (PEI) PED.
COPYRIGHT 2009 DELPHI
THIS DRAWING IS THE PROPERTY OF DELPHI AUTOMOTIVE SYSTEMS LLC AND IS LOANED TO THE RECIPIENT BY THE COMPANY IN CONFIDENCE. NO RIGHTS TO THE DESIGN, THE INFORMATION SHOWN OR THE PRODUCT PRODUCED HEREUNDER ARE TO BE GIVEN TO ANY THIRD PARTY OR USED FOR ANY PURPOSE WITHOUT THE WRITTEN PERMISSION OF DELPHI AUTOMOTIVE SYSTEMS LLC.
PART DRAWING
UNLESS OTHERWISE SPECIFIED:
THIS DRAWING IS THE PROPERTY OF DELPHI AUTOMOTIVE SYSTEMS LLC. THE RECIPIENT BY ACCEPTANCE HEREOF AGREES THAT IT WILL NOT REPRODUCE, COPY, USE, SELL OR DISTRIBUTE THIS DRAWING OR ANY PART THEREOF WITHOUT THE WRITTEN PERMISSION OF DELPHI AUTOMOTIVE SYSTEMS LLC.
DRAWN BY: ANTHONY M. BLAKEMORE
APPROVED BY: DAVID LEE JACKSON
APPROVED BY: MICHAEL BLAKEMORE
DRAWING NAME: TYCO VGA CONN F 07 150 GLD
DRAWING NUMBER: 15326960
SHEET 1 OF 2
REVISION: B
SCALE: 2:1
THIRD ANGLE PROJECTION
DELPHI
15326960