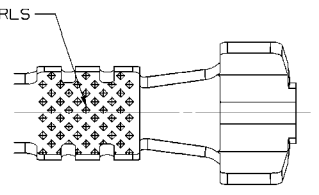

KNURL VIEW - TYPE 102
SAME AS TYPE 101
EXCEPT AS SHOWN

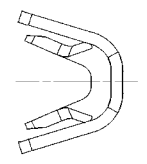

TYPE 102
SAME AS TYPE 101
EXCEPT AS SHOWN

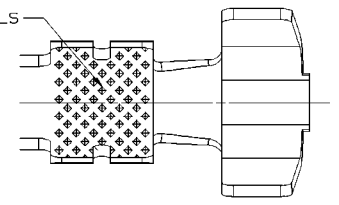

KNURL VIEW - TYPE 103
SAME AS TYPE 101
EXCEPT AS SHOWN

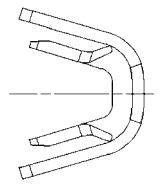

TYPE 103
SAME AS TYPE 101
EXCEPT AS SHOWN

SYMBOL DEFINITION			MISSING SYMBOLS
A DIMENSION WITHOUT AN INSPECTION REPORT SYMBOL ( ) DOES NOT REQUIRE INSPECTION. IT MAY BE CONTROLLED ON THE INDIVIDUAL COMPONENT DRAWING.	TOTAL NO OF INSPECTIONS REQUIRED	17	8
	LAST NO. USED	17	

DATE	STG	REV	N/P	CHG	ZONE	REVISION HISTORY	AUTH	DR	APVD 1	APVD 2
02FE04	R	01	-	-		CLEARED REVISION COLUMN; ALL PARTS - REDRAWN TO PD; 12052221 - 2.4 WAS 6.24	250880	ECB	AUG	BDG
11AP05	R	02	-	-		ALL ACTIVE PARTS - ADDED GRAPHIC OF KNURL FOR TYPE 102 & 103	266714	MDH	JAA	MKM
19AP05	R	03	-	-		12059243 & 12052221 - CORRECTED DIM "V" WAS 5.4	267480	RTV	JAA	BDG
21JL05	R	04	-	-		12015860, 12052219, 12052221, 12084595 AND 12124304 - CREATED NISSAN CUSTOMER PART DRAWING	265749	JBD	FRG	BDG
21JL05	R	05	-	-		12084595 - UPDATED PDM ATTRIBUTES AND CREATED FORD CUSTOMER PART DRAWING	269329	JBD	FRG	BDG
20FE06	R	06	-	-		12124057 & 1205221 - DIM "M" WAS 2.4 & DIM "N" WAS 2.8 AND 12015860 - DIM "M" WAS 2.8 & DIM "N" WAS 2.4	277475	JOA	FRG	BDG
20AU08	R	07	-	-		12033823, 12124026 & 12015828 - OBSOLETE AND REPLACED BY 12084595, 12124057 & 12015860	405818	MDH	FKV	RAP
26SE08	R	08	-	-		13732012 AND 13732419 - RELEASED	406184	GEM	JVM	GEM
05FE09	R	09	-	-		ALL ACTIVE PARTS - REVISED MAT'L CALLOUT TO GENERIC CALLOUT; 12033822, 12059243 & 12066267 - OBSOLETE AND REPLACED BY 12124304, 12052221 & 12052219	407282	JTZ	FKV	RAP
12JN09	R	10	-	-		ALL ACTIVE PARTS - REMOVED DIMENSION "M"	408152	EGR	JVM	GEM
14JN10	R	11	-	-		13732419 - INACTIVE	411091	AHY	JVM	GEM
04MR11	R	12	-	-		ALL ACTIVE PARTS - UPDATED PDM ATTRIBUTES	413541	MAB	JVM	GEM
16JN15	R	13	-	-		12020366,12015862 MAKE OBSOLETE	429948	RCE	LES	VMR
31AU16	R	14	-	-		12015860,12052219,12052221,12084595, 12124057,12124304 AND 13732012 - UPDATED GRAPHICS OF STAMPED "ID" & STAMP "PXX" AND ADDED STAMP "PXX" LABEL	434043	JVM	JVM	LES

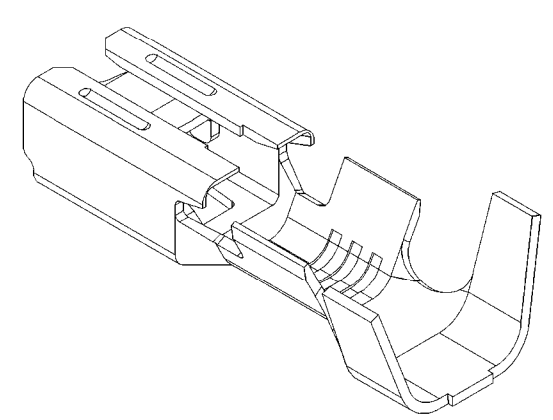

STAMP "PXX" ON UNDERSIDE IN THIS AREA WITH 1.3 HIGH CHARACTERS PER NOTE #4. CHARACTERS MUST BE POSITIONED IN DIRECTION SHOWN OR AT 180 DEGREES TO DIRECTION SHOWN. OPTIONAL; STAMP "PED"

STAMPED I.D. ON UNDERSIDE IN THIS AREA WITH 1.3 HIGH CHARACTERS AS SPECIFIED IN CHART

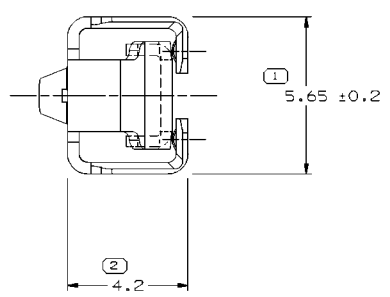

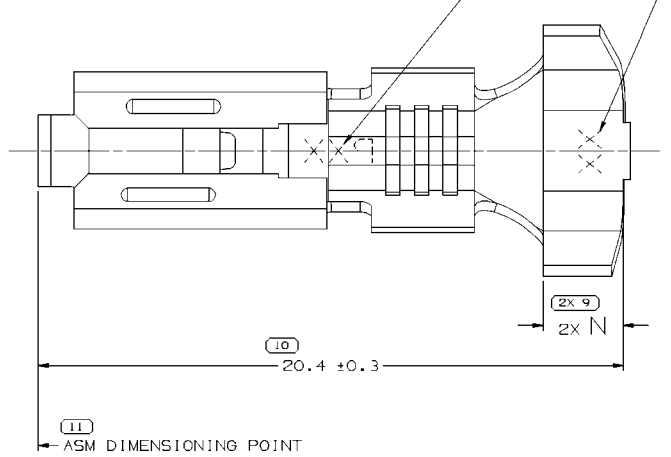

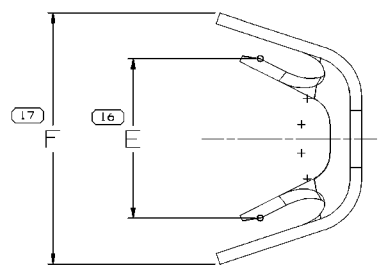

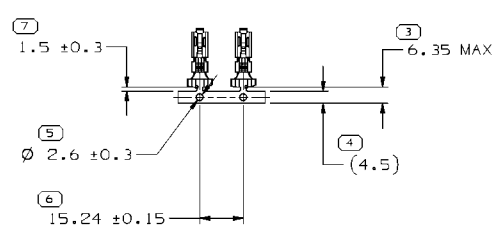

CARRIER STRIP
SCALE 1:1

TYPE 101

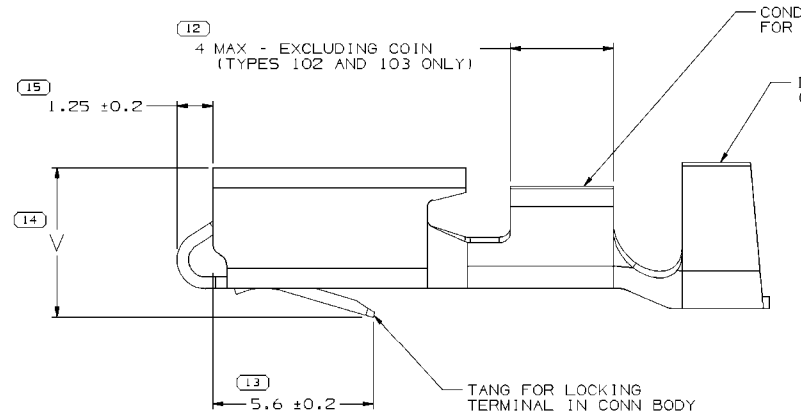

NOTES

1. UNLESS OTHERWISE SPECIFIED AND/OR INDICATED:

   DIMENSIONS ARE TO FACE OF VIEW SHOWN AND AUTOMATICALLY ROUNDED BY COMPUTER FOR INSPECTION (SEE MATH MODEL FOR PRECISE DIMENSIONS). FOR ALL OTHER DIMENSIONS NOT SHOWN BUT REQUIRED FOR TOOL BUILD, SEE MATH MODEL FOR PRECISE TOOL PATH DATA.
2. RECOMMENDED MATING BLADE 4.8 X 0.81.
3. TERMINALS TO HAVE TERMINAL ENGAGE OF 8N TO 28N AND TERMINAL DISENGAGE OF 8N TO 28N WHEN MATED TO A 4.8 X 0.81 HARDENED STEEL BLADE. (DISENGAGE MAY BE EXCLUDED WHEN BOX HEIGHT, BOX WIDTH, MINIMUM BOX ENTRANCE, NOSE RADIUS AND TERMINAL ENGAGE ARE MAINTAINED.)
4. "PXX" INDICATES "P" PLUS LAST TWO DIGITS OF MAKE DIE SERIES NUMBER (P01, P02, P03, ETC).
5. REF. GAGE #6904.
6. DO NOT PROBE, TEST OR OTHERWISE CONTACT THE INTERIOR REGION (SPRING OR ANY MOVING PART) OF THIS TERMINAL. SEVERE DAMAGE CAN OCCUR, COMPROMISING THE PERFORMANCE OF THE ELECTRICAL INTERFACE.
7. ** INDICATES DIMENSIONS USED ONLY ON PARTS THAT HAVE THE ANTI-ROTATION NIB (SEE CHART). ANTI-ROTATION NIB NOT TO BE USED ON 0.8MM² AND SMALLER CABLE.

UNPLATED PART NO	REV	N/P	MAT'L SIZE	MAT'L SPEC	PLATED PART NO	REV	N/P	MAT'L SIZE	MAT'L SPEC	CABLE SIZE (MM²)	CABLE DIA	ID NO	BLANK TYPE	E±0.4	F±0.4	N±0.15	V±0.15	ANTI-ROTATION NIB
					13732012	01	AD	0.406 X 33.73	HIGH PERFORMANCE COPPER ALLOY	3 - 5	5.24 - 3.49	11	103	4.6	7.6	2.8	5.2	YES
					~~13732419~~	01	AC	0.406 X 33.73	HIGH PERFORMANCE COPPER ALLOY	1 - 2	3.97 - 2.48	15	103	3.7	6	2.8	5.2	YES
~~12124026~~	B2	-	0.406 X 33.73	COPPER ALLOY	12124057	B6	-	0.406 X 33.73	TIN PLATED COPPER ALLOY	TWO 1 - 0.8	2.7 - 1.9	217	103	4.3+/-0.3	6.6	2.4	5.2	YES
~~12066267~~	E2	-	0.406 X 33.73	COPPER ALLOY	12052219	E5	-	0.406 X 33.73	TIN PLATED COPPER ALLOY	0.5 0.35	2.51 - 1.84	21	102	2.4+/-0.2	3.8+/-0.3	2.4	5.2	**
~~12059243~~	E3	-	0.406 X 33.73	COPPER ALLOY	12052221	E9	-	0.406 X 33.73	TIN PLATED COPPER ALLOY	3	3.2 - 3.04	12	103	4.6	6	2.4	5.2	YES
~~12033823~~	H2	-	0.406 X 33.73	COPPER ALLOY	12084595	D6	-	0.406 X 33.73	TIN PLATED COPPER ALLOY	3 - 5	5.24 - 3.49	11	103	4.6	7.6	2.8	5.2	YES
~~12033822~~	G2	-	0.406 X 33.73	COPPER ALLOY	12124304	B5	-	0.406 X 33.73	TIN PLATED COPPER ALLOY	1 - 2	3.97 - 2.48	15	103	3.7	6	2.8	5.2	YES
		-			~~12020366~~	F5	-	0.406 X 33.73	TIN PLATED COPPER ALLOY	ONE 0.8-0.5 & ONE 2-1	3.12-2 & 3.97-2.48	1519	101	5.6	8.8	2.8	5.2	YES
~~12020141~~	F	-	0.406 X 33.73	COPPER ALLOY	~~12020142~~	G	-	0.406 X 33.73	TIN PLATED COPPER ALLOY	TWO 0.35	2 - 1.35	222	101	3.6	5.3	2.8	5.2	**
~~12020139~~	F	-	0.406 X 33.73	COPPER ALLOY	~~12020140~~	G	-	0.406 X 33.73	TIN PLATED COPPER ALLOY	0.35	2 - 1.35	22	101	2.2	3.6	2.8	5.2	**
~~12015904~~	E	-	0.406 X 33.73	COPPER ALLOY	~~12015919~~	F	-	0.406 X 33.73	TIN PLATED COPPER ALLOY	TWO 1	2.68 - 2.48	216	101	6.6	7.6	2.8	5.2	YES
~~12015831~~	D	-	0.406 X 33.73	COPPER ALLOY	~~12015863~~	E	-	0.406 X 33.73	TIN PLATED COPPER ALLOY	TWO 0.8 - 0.5	3.12 - 2.03	219	101	5.1	8	2.8	5.2	YES
~~12015830~~	D	-	0.406 X 33.73	COPPER ALLOY	~~12015862~~	E1	-	0.406 X 33.73	TIN PLATED COPPER ALLOY	5 - 3	5.24 - 3.49	11	101	4.6	7.6	2.8	5.2	YES
~~12015829~~	D	-	0.406 X 33.73	COPPER ALLOY	~~12015861~~	E	-	0.406 X 33.73	TIN PLATED COPPER ALLOY	2 - 1	3.97 - 2.48	15	101	3.7	6	2.8	5.2	YES
~~12015828~~	J4	-	0.406 X 33.73	COPPER ALLOY	12015860	K6	-	0.406 X 33.73	TIN PLATED COPPER ALLOY	0.8 - 0.5	3.12 - 2.03	19	102	3.2	5	2.8	5.2	**
~~12015332~~	F	-	0.406 X 33.73	COPPER ALLOY			-			TWO 0.8 - 0.5	3.12 - 2.03	219	101	5.1	8	2.8	5.2	YES
~~12015146~~	H	-	0.406 X 33.73	COPPER ALLOY			-			5 - 3	5.24 - 3.49	11	101	4.6	7.6	2.8	5.2	YES
~~12015145~~	H	-	0.406 X 33.73	COPPER ALLOY			-			2 - 1	3.97 - 2.48	15	101	3.7	6	2.8	5.2	YES
~~12015144~~	F	-	0.406 X 33.73	COPPER ALLOY			-			0.8 - 0.5	3.12 - 2.03	19	101	3.2	5	2.8	5.2	**

(2) PROCESS SENSITIVE DIMENSION

DIMENSIONS ENCLOSED IN ( ) INDICATE REFERENCE DIMENSIONS AND NO TOLERANCE LIMITS ARE ESTABLISHED

DIMENSIONAL RANGE (MM)		CHART D
FROM TO	0 12	>12
TOLERANCE UNLESS OTHERWISE SPECIFIED	±0.1	±0.2
ANGULAR TOLERANCE ±2°		

A LINE DRAWN THROUGH A PART NUMBER INDICATES THAT PHYSICAL PARTS ARE NOT AVAILABLE FOR ORDERING.

PART NUMBERS THAT DO NOT HAVE A LINE PRESENT INDICATE THAT PHYSICAL PARTS ARE AVAILABLE FOR ORDERING.

CONTACT DELPHI SALES TO ASSURE AVAILABILITY OF PARTS.

DWG TYPE: PART DRAWING

STYLE

VOLUME (CM³) | DISTR CODE: D

UNLESS OTHERWISE SPECIFIED

THIS DOCUMENT IS IN ACCORDANCE WITH ASME Y14.5M-1994 AS AMENDED BY THE GM GLOBAL DIMENSIONING AND TOLERANCING ADDENDUM-2001. SEPARATE PATTERNS OF FEATURES MAY BE GAGED SEPARATELY REGARDLESS OF DATUM REFERENCES.

ALL DIMENSIONS ARE IN MILLIMETERS

REFERENCE

THIRD ANGLE PROJECTION

DO NOT SCALE

USE MATH DATA

CAD NX

DELPHI

DELPHI PACKARD ELECTRICAL/ELECTRONIC ARCHITECTURE

WARREN, OH

COPYRIGHT 1984 DELPHI CORPORATION AND/OR ITS AFFILIATES.
ALL RIGHTS RESERVED.
REVISED 2016
THIS DRAWING IS THE PROPERTY OF DELPHI CORPORATION AND CONTAINS DELPHI CONFIDENTIAL INFORMATION. THE REPRODUCTION, DISTRIBUTION AND UTILIZATION OF THIS DOCUMENT OR ITS RELATED CAD MATH DATA, AS WELL AS COMMUNICATION OF ANY CONTENT TO OTHERS, WITHOUT EXPRESS AUTHORIZATION, IS PROHIBITED.

		DATE
DR	R.L. PETERSON	09NO84
APVD1	F. HESTON	26NO84
APVD2	J.S. PENNEY	12DE84
APVD3	E.J. TOLNAR	12DE84
APVD4		
APVD5		

SUBSTANCES OF CONCERN AND RECYCLED CONTENT PER DELPHI 10949001

MATERIAL: SEE CHART

DRAWING NAME: TAXI TERM F M/P 480

DRAWING NUMBER: 12015247

SIZE	SCALE	FRAME NO	SHEET NO	STG	REV	N/P
A0	10:1	1 OF 1	1 OF 1	R	14	-