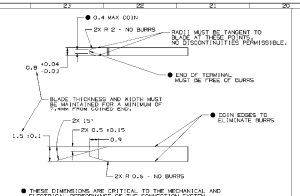

MATERIAL SPECIFICATIONS

RECOMMENDED

BASE METAL - CDA-210, EXTRA SPRING TEMPER

- TIN PLATING (WHERE APPLICABLE TO 125°C MAX CONTINUOUS USAGE): 0.00254(0.0025 MM TEDC)100 µ(IN) ELECTROPLATED TIN.
- USAGE OF PLATING TYPES OTHER THAN RECOMMENDED MUST BE APPROVED BY DELPHI PACKARD ELECTRIC SYSTEMS ENGINEERING.

MINIMUMS

ELECTRICAL CONDUCTIVITY - ≥28% IACS AT 20 °C. USE OF A MATERIAL WITH CONDUCTIVITY <28% IACS MUST BE APPROVED BY PACKARD ELECTRIC MATERIALS ENGINEERING.

TENSILE STRENGTH - 430 - 460 MPa

UNDERPLATING FOR TIN PLATING - FOR BASE MATERIALS CONTAINING 10% OR MORE ZINC, AN UNDERPLATE OF COPPER 0.0025 MM (100 µ(IN) MINIMUM THICK IS REQUIRED.

PROCESSING LUBRICANT - ANY PROCESSING LUBRICANT REMAINING ON TERMINALS MUST NOT VARNISH OR DEGRADE THE ELECTRICAL PERFORMANCE OF THE CONNECTION UP TO A MOXIMUM TEMPERATURE OF 150° C. PROCESSING LUBRICANTS MUST BE APPROVED BY DELPHI PACKARD ELECTRIC SYSTEMS ENGINEERING.

MATING BLADE INFORMATION

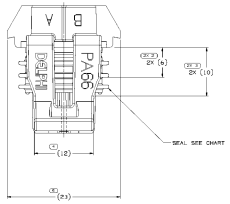

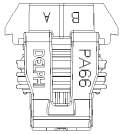

TYPE 102
SAME AS TYPE 101
EXCEPT AS SHOWN

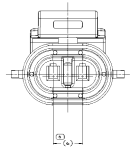

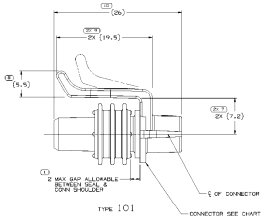

TYPE 101

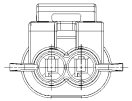

SYMBOL DEFINITION		MISSING SYMBOLS	KEY PRODUCT CHARACTERISTICS		
A DIMENSION WITHOUT AN INSPECTION REPORT SYMBOL — CODE NOT REQUIRE INSPECTION. IT MAY BE CONTROLLED ON THE INDIVIDUAL COMPONENT DRAWING.	TOTAL NO OF INSPECTIONS REQUIRED 14	NO MISSING SYMBOL NUMBER	SAFETY/COMPLIANCE	FIT/FUNCTION	TOTAL OF DRAWING 1
	LAST NO. USED 10		SIG DIMENSIONS	FIT DIMENSIONS	LINE NO. USED 1

NO	TYPE	DESCRIPTION	RATIONALE	PTS	ZONE

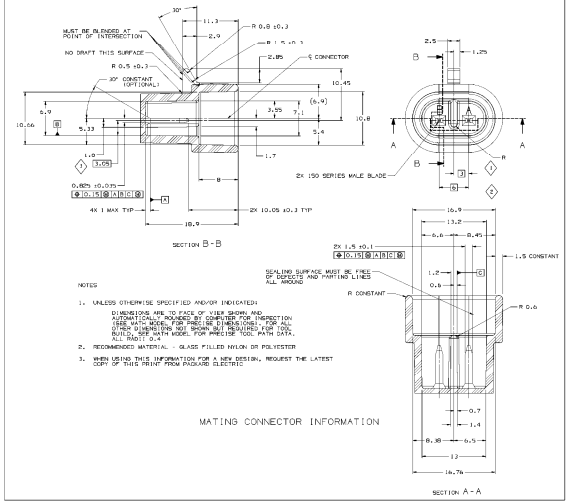

NOTES

1. UNLESS OTHERWISE SPECIFIED AND/OR INDICATED:

   DIMENSIONS ARE TO FACE OF VIEW SHOWN AND AUTOMATICALLY ROUNDED BY COMPUTER FOR INSPECTION USE MATH MODEL FOR PRECISE DIMENSIONS. FOR ALL OTHER DIMENSIONS NOT SHOWN BUT REQUIRED FOR TOOL BUILD, SEE MATH MODEL FOR PRECISE TOOL PATH DATA.
   ALL RADII 0.4

2. RECOMMENDED MATERIAL - GLASS FILLED NYLON OR POLYESTER

3. WHEN USING THIS INFORMATION FOR A NEW DESIGN, REQUEST THE LATEST COPY OF THIS PRINT FROM PACKARD ELECTRIC

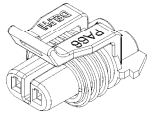

NOTES

1. UNLESS OTHERWISE SPECIFIED AND/OR INDICATED:

   DIMENSIONS ARE TO FACE OF VIEW SHOWN AND AUTOMATICALLY ROUNDED BY COMPUTER FOR INSPECTION USE MATH MODEL FOR PRECISE DIMENSIONS. FOR ALL OTHER DIMENSIONS NOT SHOWN BUT REQUIRED FOR TOOL BUILD, SEE MATH MODEL FOR PRECISE TOOL PATH DATA.

2. WHEN PARTS ARE SHIPPED THEY MUST BE PACKED IN PLASTIC BAGS OR SHIPPING CONTAINERS MUST BE LINED WITH PLASTIC LINERS. BAGS OR LINERS MUST BE SEALED TO AVOID FOREIGN MATTER.

3. SEALING CODE 2 - DESIGN KILL PADS SALT FOR AND IMMERSION TEST AFTER CONDITIONING AS SPECIFIED IN SAE J119 (NOTE: PADS ARE MATED TO MATING PART OR EQUIVALENT

4. FOR APPLICATION DATA SEE THE INDIVIDUAL APPLICATION DRAWINGS.

5. THIS PRODUCT IS NOT CATEGORIZED AS AN APPEARANCE ITEM. MINOR IMPERFECTIONS INCLUDING, BUT NOT LIMITED TO, FLOW MARKS, COLOR BLEMISHES, GATE VESTIGE, AND SOFT FLASH THAT DO NOT AFFECT THE FIT, FORM, OR FUNCTION OF THE PART ARE PERMISSIBLE PER NAP 4.10-1.8.

6. FOR PART NUMBER WITH ADHESIVE: USE W2510001 OR ADHESIVE APPROVED BY MATERIALS ENGINEERING TO GLUE CONNECTOR SEAL TO CONNECTOR.

PART NO WITH ADHESIVE	REV	PART NO WITHOUT ADHESIVE	REV	TYPE	NUMBER OF CAVITIES	CAVITIES BLOCKED	CONNECTOR BODY	CONNECTOR SEAL	CONNECTOR COLOR
		12124495	A3	101	2	NONE	12505315	12505147	BLACK
		12124904	A3	101	2	NONE	12505315	12124995	BLACK
		12089588	B1	101	2	B	12505315	12110247	BROWN
12180495	AA	12089584	B4	101	2	NONE	12505315	12110247	BLACK

REVISION HISTORY									
ECN STATUS									
DATE	DESIGN	DRAFTING	ENG	ECN#	REVISION HISTORY	DATE	BY	APPROVED
12APR01	B	BB	-	-	ALARED REVISION COLUMN. ALL PARTS - REDRAWN IN P9	20AUG02	PWPRG	BW
05JAN07	B	BT	-	-	ALL PARTS - REVISED SEALING CODE NOTE. ADDED TYPE COLUMN TO CHART. ADDED TYPE 102 TO CHART. ADDED TYPE 101 TO CHART. TERMINAL - ADDED TYPE 102 TOP VIEW	4DEC08	AMCBW	CBOS
23NOV07	B	10	-	-	ALL PARTS - UPDATED PDM ATTRIBUTES	4DEC08	AMCBW	CBOS
13APR11	B	11	-	-	13MAR09 - ADDED ADHESIVE NOTE AND REPRESENTATION SYMBOL TO PLOT	4DEC08	BW	AMJBW

TYPE 102
SAME AS TYPE 101
EXCEPT AS SHOWN

TYPE 101

DELPHI

DELPHI PACKARD ELECTRICAL/ELECTRONIC ARCHITECTURE

THIS DRAWING IS THE PROPERTY OF DELPHI PACKARD ELECTRICAL/ELECTRONIC ARCHITECTURE. THE INFORMATION CONTAINED HEREIN IS STRICTLY PROPRIETARY. ANY REPRODUCTION OR DISCLOSURE TO OTHERS WITHOUT WRITTEN PERMISSION IS PROHIBITED.

PART DRAWING

SEAL CHART

PFMS ID: CELDCNER	LAUN
PFMS ID: CELDCNER	LAUN
PFMS ID: LEBOUTES	LAUN

UNLESS OTHERWISE SPECIFIED

THIS DRAWING IS THE PROPERTY OF DELPHI PACKARD ELECTRICAL/ELECTRONIC ARCHITECTURE. THE INFORMATION CONTAINED HEREIN IS STRICTLY PROPRIETARY. ANY REPRODUCTION OR DISCLOSURE TO OTHERS WITHOUT WRITTEN PERMISSION IS PROHIBITED. THE INFORMATION CONTAINED HEREIN IS TO BE USED ONLY FOR THE PURPOSE FOR WHICH IT IS SUPPLIED.

DRAWING NUMBER: 12089588

TAXI HSM CONN 2 F M/F .152 SLD

REVISION: B1

12089588

SIZE A(43) | SHT 1 OF 2 | SCALE 2:1

88208581