SYMBOL DEFINITION		
A DIMENSION WITHOUT AN INSPECTION REPORT SYMBOL [ ] DOES NOT REQUIRE INSPECTION. IT MAY BE CONTROLLED ON THE INDIVIDUAL COMPONENT DRAWING.	TOTAL NO OF INSPECTIONS REQUIRED	9
	LAST NO. USED	8

MISSING SYMBOLS
NO MISSING SYMBOL NUMBER

DWG STATUS					TONE	REVISION HISTORY	AUTH	DR	APVD 1	APVD 2
DATE	STS	RC	N/P	CHG						
06NOV01	R	B5	-			REDRAWN TO PD1 ALL PARTS - ADDED DIM	216976	EDR	EDR	RC
11OCT0	R	B6	-			ALL PARTS - DIM 2X 5.2 ±0.15 MAS 2X 5.2 ±0.1 AND UPDATED MAT'L CALL OUT	412222	MAL	MAL	GEM

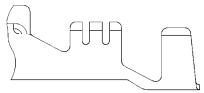

TYPE 402
SAME AS TYPE 401
EXCEPT AS SHOWN

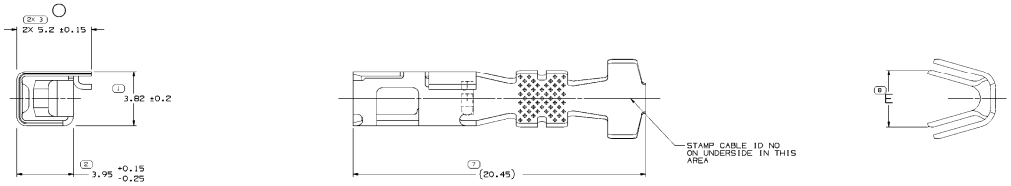

TYPE 401

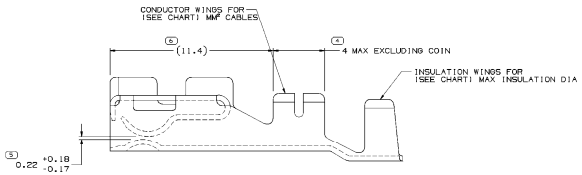

NOTES

1. UNLESS OTHERWISE SPECIFIED AND/OR INDICATED:
   DIMENSIONS ARE TO FACE OF VIEW SHOWN AND AUTOMATICALLY ROUNDED BY COMPUTER FOR INSPECTION (SEE MATH MODEL FOR PRECISE DIMENSIONS). FOR ALL OTHER DIMENSIONS NOT SHOWN BUT REQUIRED FOR TOOL BUILD, SEE MATH MODEL FOR PRECISE TOOL PATH DATA.

2. RECOMMENDED MATING BLADE - WIDTH 2.8 ±0.08, THICKNESS 0.86/0.79 AND LENGTH 7.5 ±0.15.

PART NO	REV	STATUS	MAT'L SPEC	MAT'L SIZE	PART NO	REV	N/P	STATUS	MAT'L SPEC	MAT'L SIZE	SIZE (MM²)	DIA	ID	TYPE
					12186461	A2	-		COPPER ALLOY WITH MATTE TIN ELECTROPLATING	0.360 X 26.61	TWO 0.35	1.69-1.47	222	402	2.7
					12186460	A2	-		COPPER ALLOY WITH MATTE TIN ELECTROPLATING	0.360 X 26.61	TWO 0.5	2.19-1.69	220	402	3.5
					12186459	A2	-		COPPER ALLOY WITH MATTE TIN ELECTROPLATING	0.360 X 26.61	TWO 1.0/0.8	2.42-1.96	217	401	4.2
					12186458	A2	-		COPPER ALLOY WITH MATTE TIN ELECTROPLATING	0.360 X 26.61	0.5-0.35	2.19-1.47	21	402	2.4
					12186457	A2	-		COPPER ALLOY WITH MATTE TIN ELECTROPLATING	0.360 X 26.61	1.0-0.8	2.64-1.96	17	402	2.8
					12186456	A2	-		COPPER ALLOY WITH MATTE TIN ELECTROPLATING	0.360 X 26.61	3.0-2.0	3.65-2.50	13	401	4
UNPLATED					PLATED						CABLE				

DELPHI

DELPHI PACKARD ELECTRICAL/ELECTRONIC ARCHITECTURE
WARREN, OH

		DATE
DR		
APVD1	RUBEN ORTIZ	08JL95
APVD2	ENRIQUE SAEZ	11JL95
APVD3	D. GALLEGOS	27AU95
APVD4		
APVD5		

SUBSTANCES OF CONCERN AND RECYCLED CONTENT PER DELPHI (GM/EDS)

MATERIAL: SEE CHART

DRAWING NAME: TAXI TERM F ACT 280

DRAWING NUMBER: 12084994

SIZE	SCALE	TYPE	SHEET NO	QTY	REV	N/P
A0	10:1	1	OF 1	4 OF	R	B6 -

DWG TYPE: PART DRAWING

STYLE

VOLUME (CM³)

DRAWN CHG

UNLESS OTHERWISE SPECIFIED
THIS DOCUMENT IS TO INCORPORATE WITH ISO/R 129 (1st ISO PRIORITY) AND ISO/R 286 (1st ISO PRIORITY) ISO/R 1101 (1st ISO PRIORITY) TOLERANCE MEDIUM (m) ISO/R 2768 (1st ISO PRIORITY) GENERAL TOLERANCES AND RELATED DATUMS APPLY WITH ISO/R 1101 (1st ISO PRIORITY) FORM AT ISO/R 1101 (1st ISO PRIORITY) ISO/R 1101 (1st ISO PRIORITY) ISO/R 1101 (1st ISO PRIORITY)