SYMBOL DEFINITION		
A DIMENSION WITHOUT AN INSPECTION REPORT SYMBOL DOES NOT REQUIRE INSPECTION. IT MAY BE CONTROLLED ON THE INDIVIDUAL COMPONENT DRAWING.	TOTAL NO OF INSPECTIONS REQUIRED	15
	LAST NO. USED	15

MISSING SYMBOLS
NO MISSING SYMBOL NUMBER

DWG STATUS					ZONE	REVISION HISTORY	AUTH	DR	APVD	APVD
DATE	ISS	REL	N/P	CHG						
03FE23	R	01	-	-	-	ALL PARTS - RELEASED PART DRAWING	559499	ESG	DLD	DD

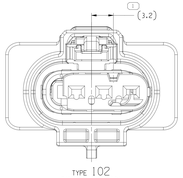

TYPE 102
SAME AS TYPE 101
EXCEPT AS SHOWN

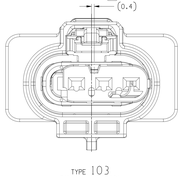

TYPE 103
SAME AS TYPE 101
EXCEPT AS SHOWN

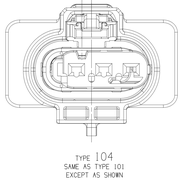

TYPE 104
SAME AS TYPE 101
EXCEPT AS SHOWN

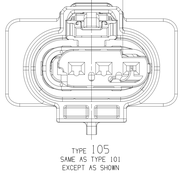

TYPE 105
SAME AS TYPE 101
EXCEPT AS SHOWN

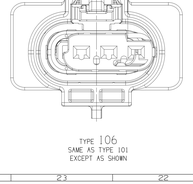

TYPE 106
SAME AS TYPE 101
EXCEPT AS SHOWN

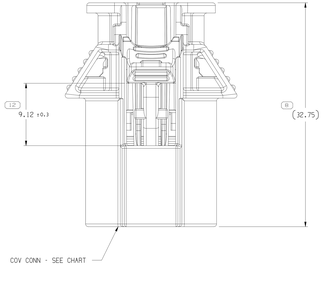

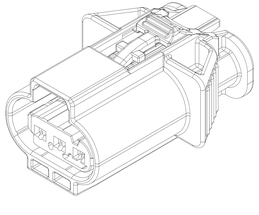

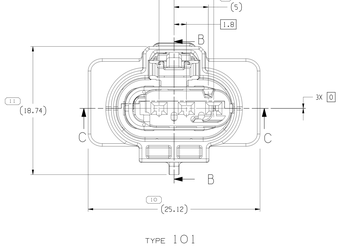

TYPE 101

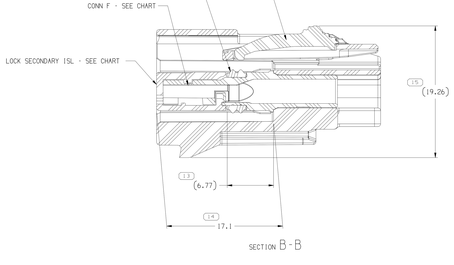

SECTION B-B

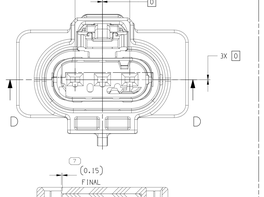

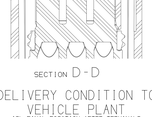

SECTION D-D

DELIVERY CONDITION TO
VEHICLE PLANT
ISL FINAL POSITION AFTER TERMINALS

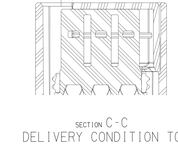

SECTION C-C
DELIVERY CONDITION TO
WIRE ASSEMBLY PLANT
ISL PRE-STAGED POSITION BEFORE TERMINALS

PART NO	REV	N/P	TYPE	USCAR INDEX KEY	COV CONN	CONN F	LOCK SECONDARY ISL	SEAL CONN	LOCK CPA
35748540	01	-	106	F	35748530	35396126	35398761	35194987	35747321
35748539	01	-	105	E	35748530	35396126	35398762	35194987	35747321
35748538	01	-	104	D	35748530	35396126	35398761	35194987	35747321
35748537	01	-	103	C	35748530	35396126	35398760	35194987	35747321
35748536	01	-	102	B	35748530	35396126	35398759	35194987	35747321
35748527	01	-	101	A	35748530	35396126	35398758	35194987	35747321

NOTES

1. UNLESS OTHERWISE SPECIFIED AND/OR INDICATED:

   DIMENSIONS ARE TO FACE OF VIEW SHOWN AND AUTOMATICALLY ROUNDED BY COMPUTER FOR INSPECTION (SEE MATH MODEL FOR PRECISE DIMENSIONS). FOR ALL OTHER DIMENSIONS NOT SHOWN BUT REQUIRED FOR TOOL BUILD, SEE MATH MODEL FOR PRECISE TOOL PATH DATA.

2. THIS PRODUCT IS NOT CATEGORIZED AS AN APPEARANCE ITEM. MINOR IMPERFECTIONS INCLUDING, BUT NOT LIMITED TO, FLOW MARKS, COLOR BLEMISHES, GATE VESTIGE, AND SOFT FLASH THAT DO NOT AFFECT THE FIT, FORM, OR FUNCTION OF THE PART ARE PERMISSIBLE PER EANP_4-3_CS_01_EN.

3. FOR APPLICATION DATA SEE THE INDIVIDUAL APPLICATION DRAWINGS.

4. CONNECTOR POLARIZATION FEATURES DEFINED BY USCAR.
   CONNECTOR POLARIZATION EFFECTIVENESS TO ANOTHER INDEX:
   CONNECTORS WITHSTAND 120N MINIMUM FORCE WITH NO ELECTRICAL CONTACT.

(14) PROCESS SENSITIVE DIMENSION

DIMENSIONS ENCLOSED IN ( ) INDICATE REFERENCE DIMENSIONS AND NO TOLERANCE WILL BE ESTABLISHED.

DIMENSIONAL RANGE (MM)									
FROM	0.5	>6	>30	>80	>120	>200	>250	>300	>400
TO	6	30	80	120	200	250	300	400	500
TOLERANCE (UNLESS OTHERWISE SPECIFIED)									
±0.25	±0.4	±0.6	±0.8	±1.0	±1.2	±1.4	±1.6	±1.8	±2.0
ANGULAR TOLERANCE ±2°									

LINE DRAWN THROUGH A PART NUMBER INDICATES THAT PHYSICAL PARTS ARE NOT AVAILABLE FOR ORDERING.

PART NUMBERS THAT DO NOT HAVE A LINE PRESENT INDICATE THAT PHYSICAL PARTS ARE AVAILABLE FOR ORDERING.

CONTACT APTIV SALES TO ASSURE AVAILABILITY OF PARTS.

DWG TYPE	PART DRAWING
STYLE	
VOLUME (CM³)	SYSTEM CODE: D

UNLESS OTHERWISE SPECIFIED
THIS DOCUMENT IS IN ACCORDANCE WITH ASME Y14.5M-1994 AND ASME Y14.41-2012 DRAWING STANDARDS, EXCEPT FOR THE FOLLOWING RECONCILIATION REQUIREMENTS:

ALL DIMENSIONS ARE IN MILLIMETERS

THIRD ANGLE PROJECTION

DO NOT SCALE
USE MATH DATA

NX

		DATE
DR	ESTEFANY GONZALEZ	03FE23
APVD1	D. LOPEZ R.	06FE23
APVD2	DYLAN DERTHICK	07FE23
APVD3		
APVD4		
APVD5		

SUBSTANCES OF CONCERN AND RECYCLED CONTENT PER APTIV (DRAWING)

SEE CHART

DRAWING TITLE
TAXI ASM CONN 3 F CTS 120 SLD

DRAWING NUMBER
35748519

SIZE	SCALE	FRAME NO	SHEET NO	REV	N/P
A1x3	5:1	1 OF 2	1 OF 2	R	01

•APTIV•
CONNECTION SYSTEMS
WARREN, OH
COPYRIGHT 2023 APTIV. ALL RIGHTS RESERVED.
THIS DRAWING IS THE PROPERTY OF APTIV AND CONTAINS APTIV CONFIDENTIAL INFORMATION. THE INFORMATION CONTAINED HEREIN OR THE UTILIZATION OF THIS DOCUMENT OR ITS RELATED CAD MATH DATA, MAY NOT BE COMMUNICATED OR ANY CONTENTS TO OTHERS, WITHOUT EXPRESS AUTHORIZATION, IS PROHIBITED.

35748519

Print Date: 2023-03-07 Time: 15:51:32
Sheet: 01/02 Size: A1x3 Scale: 5:1
Model: 35748519_CAD_DELIVERY_DELIVERY_01
Plot Date: 2023-03-07 Time: 15:51:32