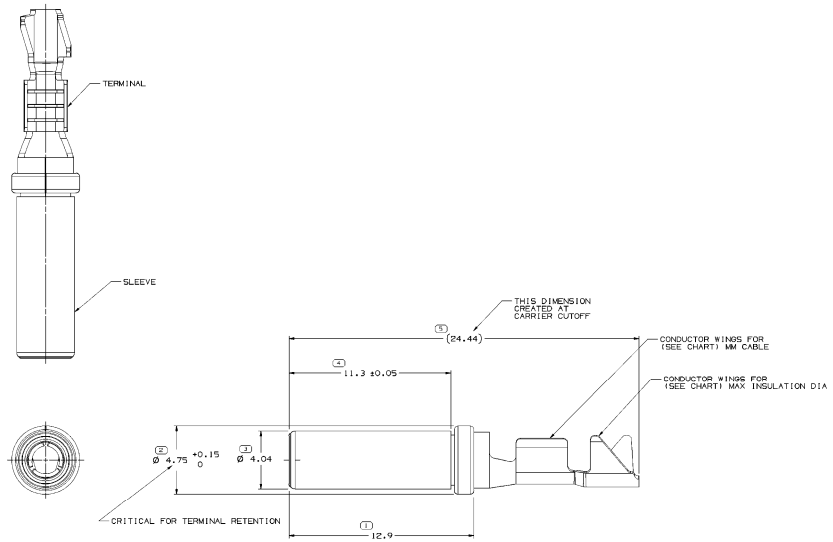
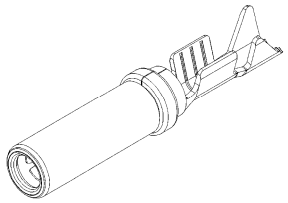
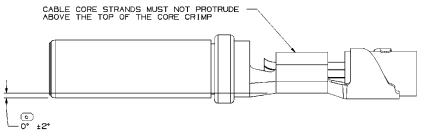
SYMBOL DEFINITION			MISSING SYMBOLS
A DIMENSION WITHOUT AN INSPECTION REPORT SYMBOL [ ] DOES NOT REQUIRE INSPECTION. IT MAY BE CONTROLLED ON THE INDIVIDUAL COMPONENT DRAWING.	TOTAL NO OF INSPECTIONS REQUIRED	6	NO MISSING SYMBOL NUMBER
	LAST NO. USED	6	

DWG STATUS DATE	STS	REC	N/P	CHG	ZONE	REVISION HISTORY	AUTH	DR	APVD 1	APVD 2
16SEP09	R	01	-	-		ALL PARTS - CREATED PART DRAWING	438721	CM	CM	PDP
01NOV9	R	02	-	-		ALL PARTS - ADDED LUBE TERMINAL NOTE	439378	EGR	JWP	DPP
08AP10	R	03	-	-		ALL ACTIVE PARTS - REVISED GRAPHICS	410520	JTZ	JTZ	PDP
08FE11	R	04	-	-		1386787I - RELEASED	413249	AGM	JAA	BEH
25FE11	R	05	-	-		ALL ACTIVE PARTS - ADDED TERMINAL NOTES	413482	MPS	MPS	PDP
10MR11	R	06	-	-		ALL ACTIVE PARTS - REVISED TERMINAL NOTE	413620	MPS	MPS	PDP
11MY11	R	07	-	-		ALL ACTIVE PARTS - ADDED CRITICAL RETENTION LABEL	414226	AGM	JWP	DPP
30MY11	R	08	-	-		ALL ACTIVE PARTS - ADDED ASSEMBLY NOTE	414412	JTZ	JTZ	PDP
06JN11	R	09	-	-		ALL ACTIVE PARTS - UPDATED PDM ATTRIBUTES	414655	GLG	GLG	PDP
22JN11	R	10	-	-		ALL ACTIVE PARTS - ADDED CABLE CORE STRANDS LABEL	414557	AGM	JWP	DPP
08JL11	R	11	-	-		ALL ACTIVE PARTS - UPDATED PDM ATTRIBUTES	414763	CBS	CBS	PDP
06SE11	R	12	-	-		ALL ACTIVE PARTS - REMOVED "MAX CURRENT CAPACITY" & "INSULATION CRIMP" NOTES	415286	MPC	JAA	PDP
14OC11	R	13	-	-		ALL PARTS - ADDED TERMINAL APPLICATION INFORMATION NOTE	415780	JCF	JWP	BED





TERMINAL & SLEEVE ASSEMBLY



CRIMPED TERMINAL & CABLE ALIGNMENT

NOTES

1. UNLESS OTHERWISE SPECIFIED AND/OR INDICATED:

   DIMENSIONS ARE TO FACE OF VIEW SHOWN AND AUTOMATICALLY ROUNDED BY COMPUTER FOR INSPECTION (SEE MATH MODEL FOR PRECISE DIMENSIONS). FOR ALL OTHER DIMENSIONS NOT SHOWN BUT REQUIRED FOR TOOL BUILD, SEE MATH MODEL FOR PRECISE TOOL PATH DATA.

2. TERMINAL MUST BE MADE USING NYE 1489 OIL WITH UV TRACE ADDED (NYE LUBRICANTS) MIXED 50/50 WITH FIN LUBE 0177 (PPS INDUSTRIES SPECIALTY PRODUCTS) DURING THE FORM PROCESS.

   AFTER STAMPING, NYE OIL MUST BE PRESENT ON THE MATING INTERFACE AREA AND ON THE OUTSIDE SURFACE OF THE CRIMP WINGS. THE RECOMMENDED APPLICATION METHOD UTILIZES A MIXTURE QUANTITY OF 0.75 GALLONS PER MILLION TERMINALS. ANY DEVIATION FROM THIS LUBRICANT MUST BE APPROVED BY DELPHI PACKARD PRODUCT ENGINEERING.

3. DO NOT PROBE, TEST OR OTHERWISE CONTACT THE INTERIOR REGION (THE SPRING OR ANY MOVING PART) OF THIS TERMINAL. SEVERE DAMAGE CAN OCCUR, COMPROMISING THE PERFORMANCE OF THE ELECTRICAL INTERFACE.

4. TERMINAL CAN BE USED IN ANY 2.4 MM (SIZE 12 WIL 39029) INDUSTRY STANDARD CAVITY. EXAMPLE DEUTSCH DTP.

5. TERMINAL IS A DIRECT REPLACEMENT FOR (EQUIVALENT TO) THE DEUTSCH 1062-12-XXX FAMILY OF STAMPED AND FORMED CONTACTS

6. REFER TO DRAWING NUMBER 13922721 FOR TERMINAL APPLICATION INFORMATION (CURRENT CARRYING CAPABILITY, CABLE CRIMP RANGE, ETC.)

MATERIAL NOTES :

1. TERMINAL: COPPER ALLOY - 0.405 THK
   SLEEVE: STAINLESS STEEL - 0.25 THK

ASSEMBLY NOTES :

1. SLEEVE MUST WITHSTAND PULL-OFF FORCE IN DIRECTION PARALLEL TO CENTER OF TERMINAL OF 60 NEWTONS MIN.

PART NO	REV	N/P	STATUS	CONTACT PLATING	SIZE (MM²)	ID	DIA	MATING TERM
1386787I	01	AJ	-	SILVER	2-3	13T	2.4-3.35	NA
13783302	01	-	OBSOLETE	GOLD	4-6	10	4-5.7	13783285
13783294	01	-	OBSOLETE	NICKEL	4-6	10	4-5.7	13783270
13783301	02	AJ	-	GOLD	4-6	10T	3.4-4.8	13783284
13783293	02	AJ	-	NICKEL	4-6	10T	3.4-4.8	13783269
13783300	02	AJ	-	GOLD	2-3	13	2.89-4.21	13783283
13783292	02	AJ	-	NICKEL	2-3	13	2.89-4.21	13783268
13783299	02	AJ	-	GOLD	2-3	13T	2.4-3.35	13783282
13783291	02	AJ	-	NICKEL	2-3	13T	2.4-3.35	13783267
13783298	02	AJ	-	GOLD	1.5-2.5	14	2.6-3.7	13783280
13783290	02	AJ	-	NICKEL	1.5-2.5	14	2.6-3.7	13783266
13783297	02	AJ	-	GOLD	1.5-2.5	14T	2.1-3	13783277
13783289	02	AJ	-	NICKEL	1.5-2.5	14T	2.1-3	13783265
13783296	02	AJ	-	GOLD	0.75-1	17	2.2-3.1	13783276
13783288	02	AJ	-	NICKEL	0.75-1	17	2.2-3.1	13783264
13783295	02	AJ	-	GOLD	0.75-1	17T	1.6-2.25	13783273
13783287	02	AJ	-	NICKEL	0.75-1	17T	1.6-2.2	13783263

DWG TYPE: PART DRAWING
STYLE:
RELEASE DWG:
ASSEMBLY DWG:

UNLESS OTHERWISE SPECIFIED
DIMENSIONING & TOLERANCING PER ASME Y14.5M-1994
DIMENSIONS ARE IN MILLIMETERS
INTERPRET GEOMETRIC TOLERANCING PER ASME Y14.5M-1994
SURFACES PER ISO 1302
ALL DRAWINGS ARE IN MILLIMETERS

PROCESS INSPECTION DIMENSION
DIMENSIONS ESTABLISHED BY 2 (.) INSPECT
DIMENSIONS WITHOUT (.) INSPECTION ARE FOR REFERENCE ONLY OR ARE NON-INSPECTABLE
DIMENSIONS IN ( ) ARE FOR REFERENCE ONLY

GEOMETRIC TOLERANCE (MM) | DIGIT C
FROM 0 | >12
TO 12 |
TOLERANCE UNLESS OTHERWISE SPECIFIED ±0.2
ANGULAR TOLERANCE ±2°

THIRD ANGLE PROJECTION
DO NOT SCALE
USE MATH DATA

MATERIAL: SEE MATERIAL NOTES
FINISH:
REFERENCE:

DELPHI
DELPHI PACKARD ELECTRICAL/ELECTRONIC ARCHITECTURE
WARREN, OH

	NAME	DATE
DR		
APVD1	C.MARGRAVE	16SEP09
APVD2	C.MARGRAVE	16SEP09
APVD3	PAUL DEPOMPEI	24SEP09
APVD4		
APVD5		

SUBSTANCES OF CONCERN AND RECYCLED CONTENT PER DELPHI SPEC(S):

DRAWING NAME: TAXI TERM F HES 2.4 UNKN

DRAWING NUMBER: 13783286

SIZE	SCALE	TRANS WT	SHEET NO	STS	REV	N/P
A0	10:1	1 OF 1	1 OF 1	R	13	-