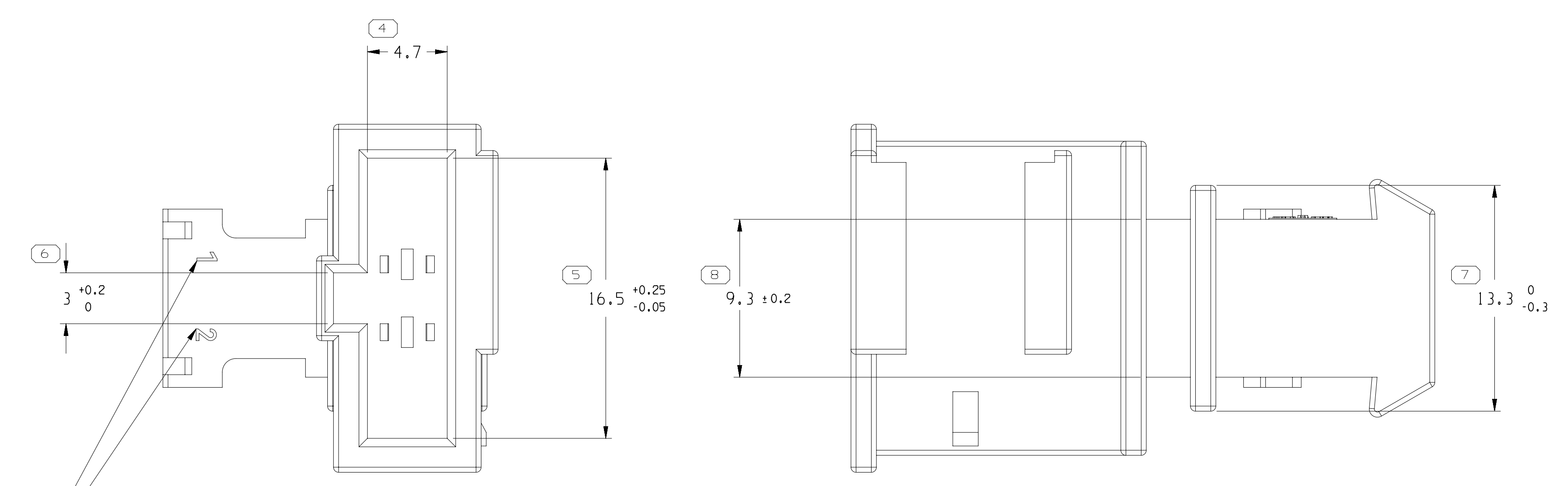
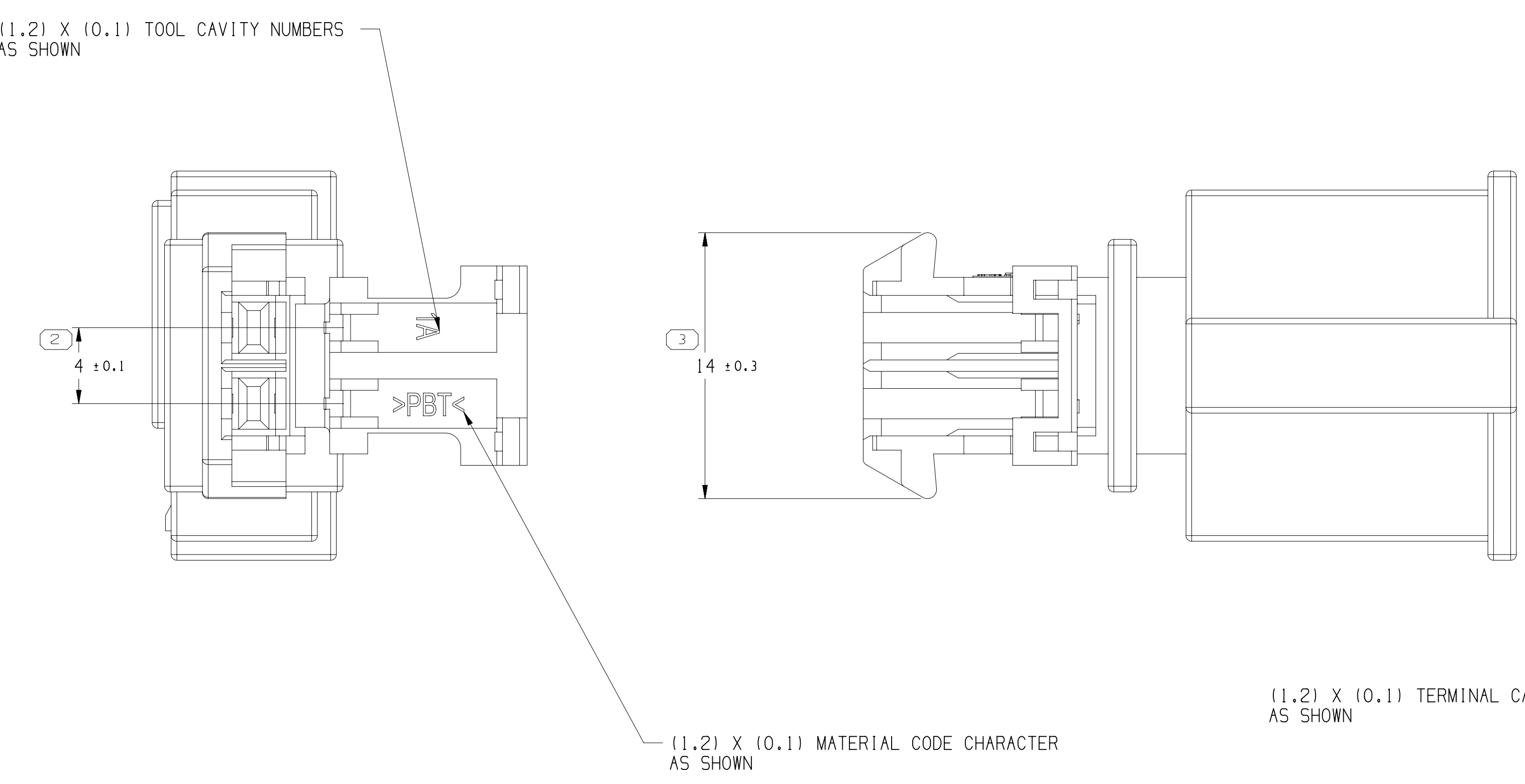
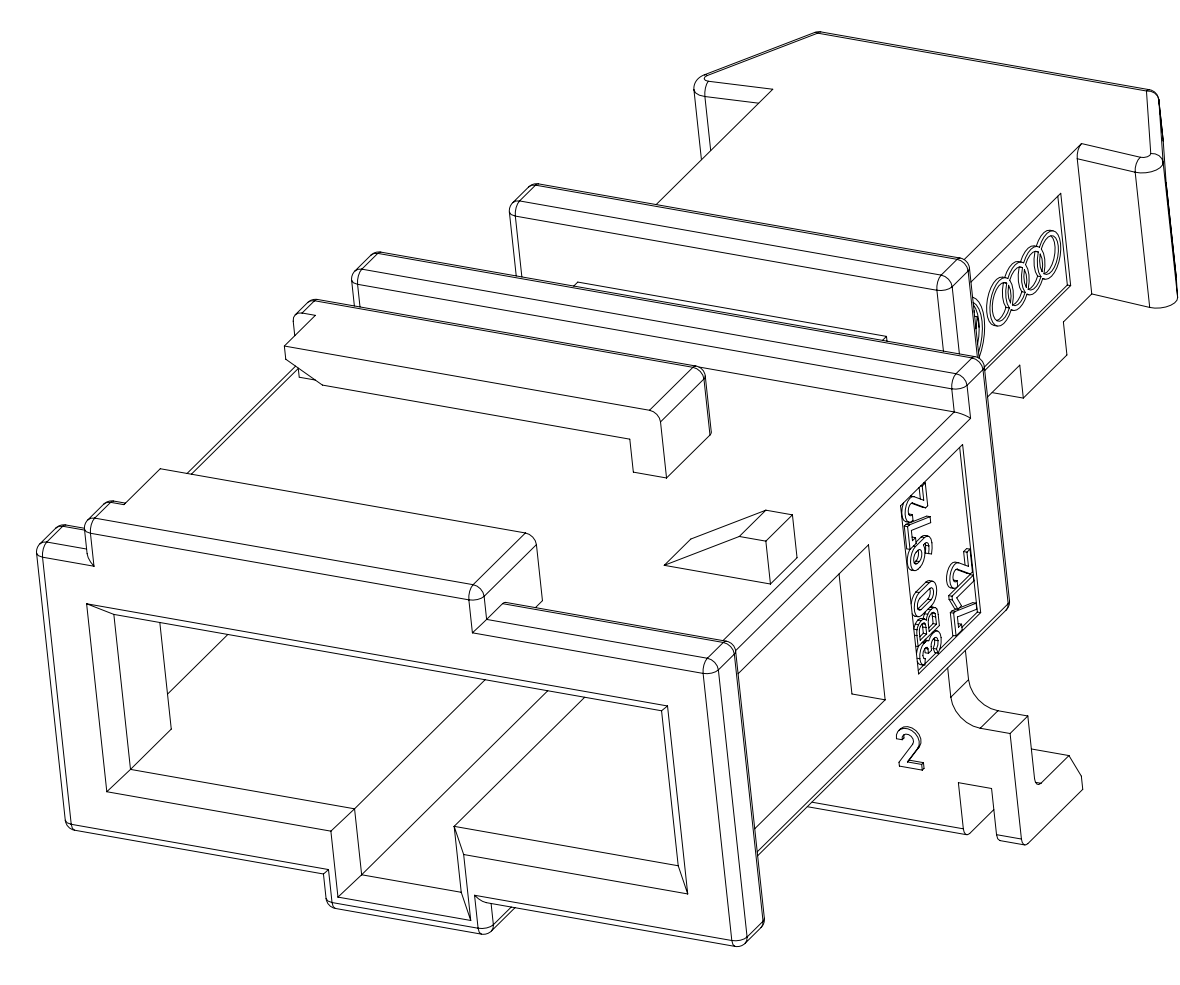
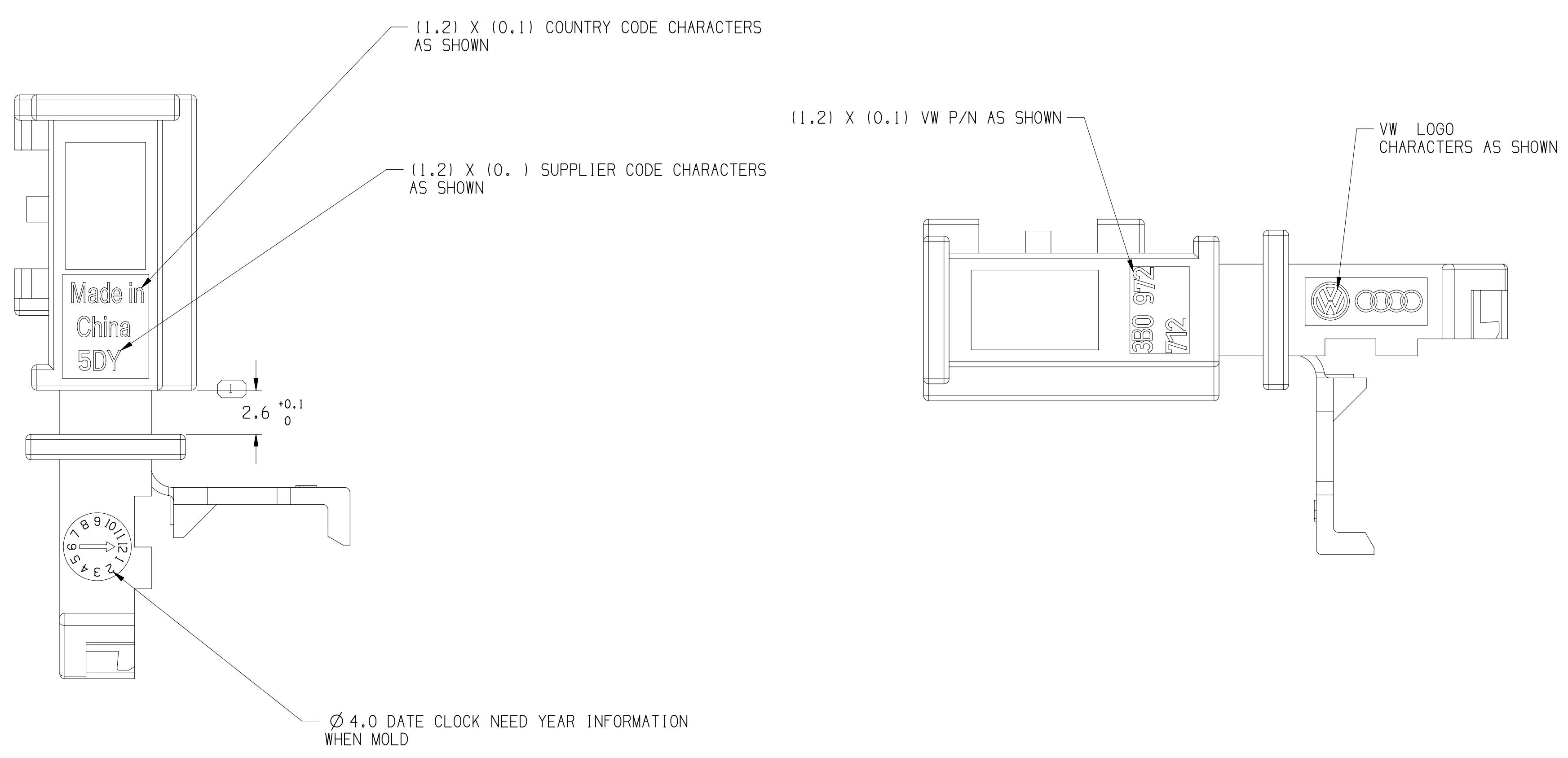


SYMBOL DEFINITION		TOTAL NO OF INSPECTIONS REQUIRED	8
A DIMENSION WITHOUT AN INSPECTION REPORT SYMBOL DOES NOT REQUIRE INSPECTION. IT MAY BE CONTROLLED ON THE INDIVIDUAL COMPONENT DRAWING.		LAST NO. USED	8

MISSING SYMBOLS		NO MISSING SYMBOL NUMBER		REVISION HISTORY		AUTH	DR	APVD	APVD
DATE	STG	REV	IMP	CHG	ZONE				
03AP07	R	01	-	-		RELEASED	401046	ZBC	JWG
23DE07	R	02	-	-		UPDATED PART	403374	JBN	JWG
22.A.08	R	03	-	-		CHANGED LOGO, REDRAWN PD	405517	WGJ	DMP
07FE23	R	03	AB	-		DELETE DELPHI LOGO	448473	ZLS	HZ



- NOTES
- UNLESS OTHERWISE SPECIFIED AND/OR INDICATED  
DIMENSIONS ARE TO FACE OF VIEW SHOWN AND AUTOMATICALLY ROUNDED BY COMPUTER FOR INSPECTION (SEE MATH MODEL FOR PRECISE DIMENSIONS). FOR ALL OTHER DIMENSIONS NOT SHOWN BUT REQUIRED FOR TOOL BUILD, SEE MATH MODEL FOR PRECISE TOOL PATH DATA.
  - MATERIAL RECYCLING CODE PER ISO 11469. (1.2) X (0.1) CHARACTERS OR NUMBERS AS SHOWN TO BE LOCATED ON ANY EXTERIOR SURFACE.
  - (1.01 X (0.1) DELPHI CORPRRATE BRAND TO BE LOCATED ON ANY EXTERIOR SURFACE, PREFERABLY VISIBLE AT FINAL ASSEMBLY.
  - THIS PART ACCEPTS THE FOLLOWING COMPONENTS OR EQUIVALENT: TERMINAL 15321976
  - FOR APPLICATION DATA SEE THE APPLICATION DRAWING.

DIMENSIONAL RANGE (MM)		CHART	
FROM	TO	M	M
> 0	> 6	> 30	> 70
> 6	> 30	> 70	> 120
> 30	> 70	> 120	> 160
> 70	> 120	> 160	> 200
> 120	> 160	> 200	> 250
> 160	> 200	> 250	> 315
> 200	> 250	> 315	> 400

PART DRAWING	
STYLE	DATE
VOLUME (CM)	DISTR CODE
1.763	D
UNLESS OTHERWISE SPECIFIED	
THIS DOCUMENT IS IN ACCORDANCE WITH ASME Y14.5-2019. SEE APPLICABLE ENGINEERING DESIGN STANDARD (e.g. 2017 FOR ISO 1101:2004) FOR DIMENSIONING REQUIREMENTS.	
ALL DIMENSIONS ARE IN MILLIMETERS	
THIRD ANGLE PROJECTION	DO NOT SCALE USE MATH DATA

**DELPHI**  
CONNECTION SYSTEMS

COPYRIGHT 2007 DELPHI CORPORATION AND/OR ITS AFFILIATES. ALL RIGHTS RESERVED.

THIS DRAWING IS THE PROPERTY OF DELPHI CORPORATION AND CONTAINS DELPHI CONFIDENTIAL INFORMATION. THE REPRODUCTION, DISTRIBUTION AND UTILIZATION OF THIS DOCUMENT OR ITS RELATED CAD MATH DATA, AS WELL AS COMMUNICATION OF ANY CONTENT TO OTHERS, WITHOUT EXPRESS AUTHORIZATION, IS PROHIBITED.

DR	DATE
APVD1 ZHENG BIAO CHEN	03AP07
APVD2 JIANWEI GUO	03AP07
APVD3 HUAJUN JIN	03AP07
APVD4	
APVD5	

WATERMARK: POLYESTER BLEND

DRAWING NAME: CONN 2 M 1.5 TIMER

DRAWING NUMBER: 13641505

SIZE: A0 SCALE: 5:1 FRAME NO: 1 OF 1 SHEET NO: 1 OF 1 REV: 03 AB

User: K:\P25... 15-Feb-23 Times: 08:44:43