SYMBOL DEFINITION			MISSING SYMBOLS
A DIMENSION WITHOUT AN INSPECTION REPORT SYMBOL ( ) DOES NOT REQUIRE INSPECTION. IT MAY BE CONTROLLED ON THE INDIVIDUAL COMPONENT DRAWING.	TOTAL NO OF INSPECTIONS REQUIRED	17	NO MISSING SYMBOL NUMBER
	LAST NO. USED	8	

DWG STATUS					ZONE	REVISION HISTORY	AUTH	DR	APVD 1	APVD 2
DATE	STR	REV	N/P	CHG						
22AU01	R	01	-	-		WAS PE082094 & RELEASED	212995	EES	JNR	MJC
22AU01	R	02	-	-		2X 11.4 WAS 2X 10.94	213573	C.P	C.P	MJC
11DEC01	R	02	-	-		ADDED APPROX ANGLE TO LOOK AWKS	219259	DHD	DHD	MJC
11DEC01	R	03	AA	-		ADDED 3X 5.6, PSD WAS 6	219604	C.P	C.P	MC
09DEC03	R	03	AB	-		2X 6.04 +0.15/-0.3 WAS 2X 6.041 21.09 +0.2/-0.5 WAS 21.09	249813	KDK	KDK	MC

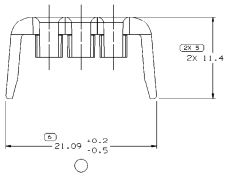

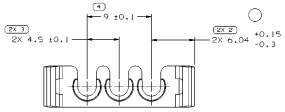

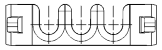

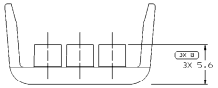

NOTES

1. UNLESS OTHERWISE SPECIFIED AND/OR INDICATED:
   DIMENSIONS ARE TO FACE OF VIEW SHOWN AND
   AUTOMATICALLY ROUNDED BY COMPUTER FOR INSPECTION
   (SEE MATH MODEL FOR PRECISE DIMENSIONS). FOR ALL
   OTHER DIMENSIONS NOT SHOWN BUT REQUIRED FOR TOOL
   BUILD, SEE MATH MODEL FOR PRECISE TOOL PATH DATA.
   ALL RADII 0.4
   DRAFT IS 1° ON ALL OUTSIDE SURFACES
   LIKE CAVITIES ARE IDENTICAL
   LOCKING FEATURES ARE IDENTICAL
2. TOOL CAVITY IDENTIFICATION SHOULD BE LOCATED AS CLOSE TO THE GATE AS POSSIBLE.
3. MATING COMPONENTS OR EQUIVALENT:
   CONNECTOR 15326807

NAME PART	PART DRAWING
STYLE	DWT-360
VOLUME (CUFT)	0.290
WEIGHT (LB)	0.901
DATA USE	D

UNLESS OTHERWISE SPECIFIED
THIS DOCUMENT IS AN ASSESSMENT WITH ANSI Y14.5M-1994 ASME Y14.5M-1994 ISO 1101 ISO 8015 ISO 14405
TOLERANCING PARADIGM BOTH. SEPARATE PATTERNS OF FEATURES ARE NOT NECESSARILY INDIVIDUALLY DATUM REFERENCED.

ALL DIMENSIONS ARE IN MILLIMETERS

(S) PROCESS SENSITIVE DIMENSION

REFERENCE

SUBMITTED DRAWING TO BE RELEASE WITH ALL DIMENSIONS IN MILLIMETERS UNITS AS DESIGNED

R 0.1 MAX
R 0.2 MAX
SHARP CORNER TOLERANCE

DIMENSIONAL BASIC (MM)									
FROM	0.5	3.15	6	30	76	100	250	1000	2500
TO	3.15	6	30	76	100	250	1000	2500	4000
ANGULAR TOLERANCE (DEGREES)									
±0.15	±0.1	±0.5	±0.25	±0.1	±0.05	±0.03	±0.02	±0.01	±0.005

THIRD ANGLE PROJECTION

DO NOT SCALE

USE MATH DATA

DELPHI

DELPHI PACKARD ELECTRIC SYSTEMS
WARREN, OH

	DATE
DR	
APVD1 E. SEIDEL	20AU01
APVD2 J. RICHARDSON	20AU01
APVD3 M. CULP	20AU01
APVD4	
APVD5	

SUBSTANCES OF CONCERN AND RECYCLED CONTENT PER DELPHI 12994001

MATERIAL
MJ571009 PA6 10820-GF101 HS - PPL

DRAWING NAME
LOCK TPA GT 150 3 PPL

DRAWING NUMBER
15418545

SIZE	SCALE	FRAME NO	SHEET NO	STR	REV	NXT
A0	5:1	1 OF 1	1 OF 1	R	03	AB