SYMBOL DEFINITION		
A DIMENSION WITHOUT AN INSPECTION REPORT SYMBOL [ ] DOES NOT REQUIRE INSPECTION. IT MAY BE CONTROLLED ON THE INDIVIDUAL COMPONENT DRAWING.	TOTAL NO OF INSPECTIONS REQUIRED	64
	LAST NO. USED	30

MISSING SYMBOLS
3-4 7

DWG STATUS					ZONE	REVISION HISTORY	AUTH	DR	APVD1	APVD2
DATE	STA	REC	IN PR	CHB						
21AU12	R	B1	-	-		RELEASED	419368	NRC	NRC	MMD
24JA13	R	B2	-	-		REVISED GRAPHICS	421159	LJP	LJP	MMD

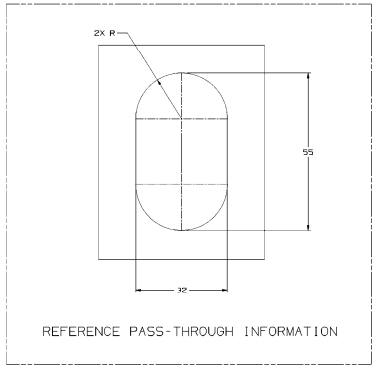

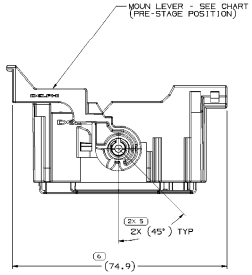

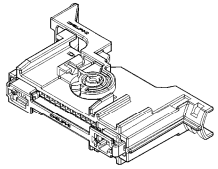

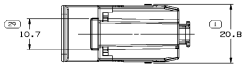

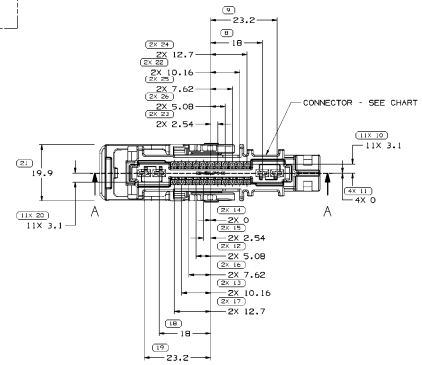

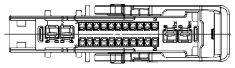

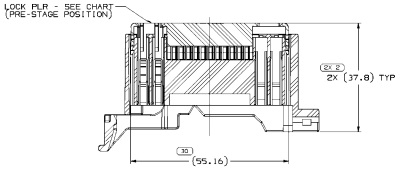

SECTION A - A

NOTES

1. UNLESS OTHERWISE SPECIFIED AND/OR INDICATED:

   DIMENSIONS ARE TO FACE OF VIEW SHOWN AND AUTOMATICALLY ROUNDED BY COMPUTER FOR INSPECTION (SEE MATH MODEL FOR PRECISE DIMENSIONS). FOR ALL OTHER DIMENSIONS NOT SHOWN BUT REQUIRED FOR TOOL BUILD, SEE MATH MODEL FOR PRECISE TOOL PATH DATA.

2. THIS PRODUCT IS NOT CATEGORIZED AS AN APPEARANCE ITEM, MINOR IMPERFECTIONS INCLUDING, BUT NOT LIMITED TO, FLOW MARKS, COLOR BLEMISHES, GATE VESTIGE, AND SOFT FLASH THAT DO NOT AFFECT THE FIT, FORM, OR FUNCTION OF THE PART ARE PERMISSIBLE PER DPNP-4.7-CS-01.

3. FOR APPLICATION DATA SEE THE APPLICATION DRAWING.

13981046	13981044	13871961	13871962
PART NO	CONNECTOR	MOUN LEVER	LOCK PLR

THE DRAWN TOPOLOGY FORM SHOWN PROVIDES THAT PHYSICAL PARTS ARE NOT AVAILABLE FOR ORDERING.

PART NUMBERS THAT DO NOT HAVE A LINE PRESENT INDICATE THAT PHYSICAL PARTS ARE AVAILABLE FOR ORDERING.

CONTACT DELPHI SALES TO ASSURE AVAILABILITY OF PARTS.

DWG TYPE: PART DRAWING

STYLE:

RELEASE DATE: | DRAWN CHKD:

UNLESS OTHERWISE SPECIFIED
THIS DOCUMENT IS TO ACCOMPANIES WITH ISSUE 1.0.1.0 (PPH 1.0.1.0) OF THE DELPHI PRODUCT INTEGRATION PROCESS (DPIP). DURING THE FUTURE FUTURE OF FEATURES BUT BE DONE IMPROVEMENT PROCEDURE OF DATUM REFERENCES.

(N/A) PROCESS INSPECTION STANDARDS: REFERENCE

DIMENSIONS ARE ONLY AT 1.0 INCHES/C
DIMENSIONS ARE ONLY AT 1.0 AS TOLERANCE
LIMITS ARE DETAILED.

ALL DIMENSIONS ARE IN MILLIMETERS

| DIMENSIONAL RANGE | | | | | |