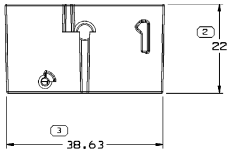
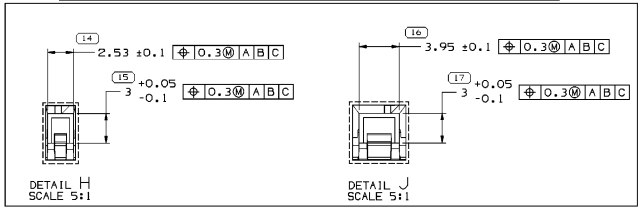
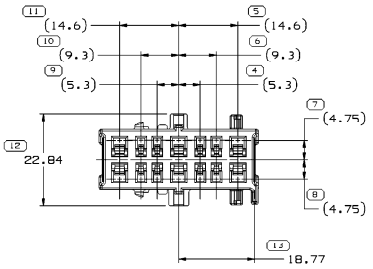
SYMBOL DEFINITION			MISSING SYMBOLS
A DIMENSION WITHOUT AN INSPECTION REPORT SYMBOL (2) DOES NOT REQUIRE INSPECTION. IT MAY BE CONTROLLED ON THE INDIVIDUAL COMPONENT DRAWING.	TOTAL NO OF INSPECTIONS REQUIRED	17	NO MISSING SYMBOL NUMBER
	LAST NO. USED	17	

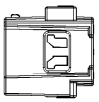
DWG STATUS DATE	STS	REV	N/P	CHG	ZONE	REVISION HISTORY	AUTH	DR	APVD 1	APVD 2
12MY04	R	01	-	-		ALL PARTS - REVISED AND RELEASED; WERE ON TAXI PELIBBBS; UPDATED CAVITY ESD; REVISED FOR TOOLING.	254761	AKJ	AKJ	PMP
10DE04	R	02	-	-		ALL PARTS - REVISED PER VENDOR REQUEST. ADDED LEVER RETENTION FEATURE	261424	RJD	RJD	PMP
21MR05	R	03	-	-		ALL PARTS - ADDED BASIC DIMS (8 PLCS), DATUMS (2 PLCS) AND MAXIMUM MATERIAL CONDITION SYMBOLS (4 PLCS)	265289	RCH	RCH	DO
14DE07	R	04	-	-		ALL PARTS - ADDED APPLICATION DATA & APPEARANCE ITEM NOTES, REMOVED MATING COMPONENTS & PART ACCEPTS NOTES AND REVISED MAT'L CALLOUT TO GENERIC CALLOUT	403132	ACG	EVV	JGS

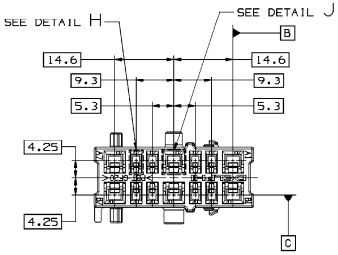






TYPE 101







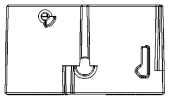
TYPE 103
SAME AS TYPE 101
EXCEPT AS SHOWN

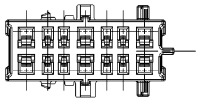


TYPE 102
SAME AS TYPE 101
EXCEPT AS SHOWN

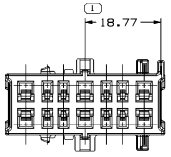


TYPE 101
VIEW SCALE DOES NOT
REFLECT ACTUAL PART SIZE





TYPE 102
SAME AS TYPE 101
EXCEPT AS SHOWN



TYPE 103
SAME AS TYPE 101
EXCEPT AS SHOWN

NOTES

1. UNLESS OTHERWISE SPECIFIED AND/OR INDICATED:

 DIMENSIONS ARE TO FACE OF VIEW SHOWN AND AUTOMATICALLY ROUNDED BY COMPUTER FOR INSPECTION (SEE MATH MODEL FOR PRECISE DIMENSIONS). FOR ALL OTHER DIMENSIONS NOT SHOWN BUT REQUIRED FOR TOOL BUILD, SEE MATH MODEL FOR PRECISE TOOL PATH DATA.

2. MATERIAL RECYCLING CODE PER ISO 11469, (2.3)X(0.1) CHARACTERS AS SHOWN TO BE LOCATED ON ANY EXTERIOR SURFACE.

3. (2.3)X(0.1) DELPHI CORPORATE BRAND TO BE LOCATED ON ANY EXTERIOR SURFACE, PREFERABLY VISIBLE AT FINAL ASSEMBLY. OPTIONAL CONSTRUCTION FOR EXISTING TOOLING MAY BE "PED".

4. REFERENCE DIMENSIONS #4 THROUGH #11 ARE TO THE MATING BLADE CENTERLINES.

5. TPA CAN BE INSERTED FROM EITHER END OF CONNECTOR.

6. THIS PRODUCT IS NOT CATEGORIZED AS AN APPEARANCE ITEM, MINOR IMPERFECTIONS INCLUDING, BUT NOT LIMITED TO, FLOW MARKS, COLOR BLEMISHES, GATE VESTIGE, AND SOFT FLASH THAT DO NOT AFFECT THE FIT, FORM, OR FUNCTION OF THE PART ARE PERMISSIBLE PER NAP 4.10-18.

7. FOR APPLICATION DATA SEE THE INDIVIDUAL APPLICATION DRAWINGS.

-	-	-	-	-	-
15467622	02	AB	POLYESTER COMPOUND GRAY	103	7.289
15467621	02	AB	POLYESTER COMPOUND GRAY	102	7.251
15467620	02	AB	POLYESTER COMPOUND BLACK	101	7.288
PART NO	REV	N/P	MATERIAL SPECIFICATION AND COLOR	TYPE	VOL.

DWG TYPE: PART DRAWING
STYLE:
VOLUME (CM³): SEE CHART
DISTR CODE:

UNLESS OTHERWISE SPECIFIED
THIS DOCUMENT IS IN ACCORDANCE WITH ASME Y14.5M-1994 AS AMENDED BY THE GM GLOBAL DIMENSIONING AND TOLERANCING ADDENDUM-2001. SEPARATE PATTERNS OF FEATURES MAY BE DATED SEPARATELY REGARDLESS OF DATUM REFERENCES.

ALL DIMENSIONS ARE IN MILLIMETERS

(2) PROCESS SENSITIVE DIMENSION

DIMENSIONS ENCLOSED IN () INDICATE REFERENCE DIMENSIONS AND NO TOLERANCE LIMITS ARE ESTABLISHED

REFERENCE

DIMENSIONAL RANGE (MM) FROM TO	>0 20	>20 30	>30 70	>70 100	>100 150	>150 200	>200 250	>250 300	>300 400	CHART ET
TOLERANCE UNLESS OTHERWISE SPECIFIED	±0.15	±0.2	±0.3	±0.4	±0.5	±0.6	±0.8	±1	±1.2	
ANGULAR TOLERANCE ±2°										

THIRD ANGLE PROJECTION

DO NOT SCALE
USE MATH DATA

NX

DELPHI
DELPHI PACKARD ELECTRICAL/ELECTRONIC ARCHITECTURE
WARREN, OH

	DATE
DR	
APVD1 ANAND JAGANATHAN	12MY04
APVD2 ANAND JAGANATHAN	12MY04
APVD3 PETE POLITSKY	12MY04
APVD4	
APVD5	

SUBSTANCES OF CONCERN AND RECYCLED CONTENT PER DELPHI 10949001

MATERIAL: SEE CHART

DRAWING NAME: TAXI CONN F GT 150 280

DRAWING NUMBER: 15467637

SIZE	SCALE	FRAME NO	SHEET NO	STS	REV	N/P
A1	2:1	1 OF 1	1 OF 1	R	04	-

Last Saved: 15 Jan 08 Time: 18:22
Plot Date: 15 Jan 08 Time: 18:22
Plotted By: SGI
Version