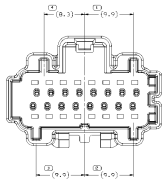

TYPE 104
SAME AS TYPE 101
EXCEPT AS SHOWN

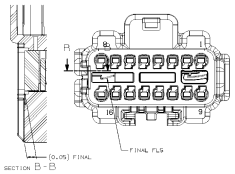

DELIVERY CONDITION TO
VEHICLE PLANT
FLS FINAL POSITION AFTER TERMINALS

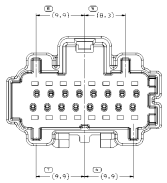

TYPE 103
SAME AS TYPE 101
EXCEPT AS SHOWN

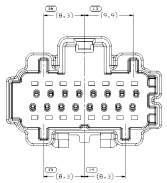

TYPE 106
SAME AS TYPE 101
EXCEPT AS SHOWN

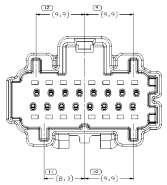

TYPE 102
SAME AS TYPE 101
EXCEPT AS SHOWN

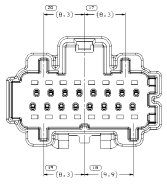

TYPE 105
SAME AS TYPE 101
EXCEPT AS SHOWN

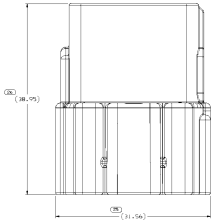

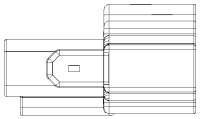

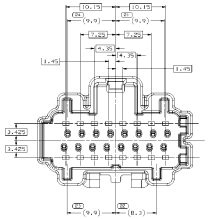

TYPE 101

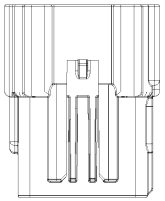

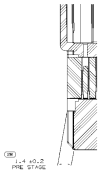

SECTION A-A
DELIVERY CONDITION TO
WIRE ASSEMBLY PLANT
FLS PRE-STAGED POSITION BEFORE TERMINALS

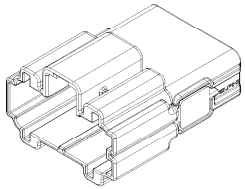

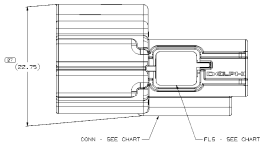

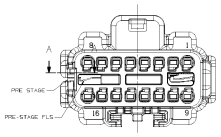

NOTES

1. UNLESS OTHERWISE SPECIFIED AND/OR INDICATED:
   DIMENSIONS ARE TO FACE OF VIEW SHOWN AND AUTOMATICALLY MODIFIED BY COMPLEXITY OF INSPECTION ALGORITHMS. DIMENSIONS ARE TO CENTER OF TERMINALS. OTHER DIMENSIONS NOT SHOWN BUT REQUIRED FOR TOOL BUILD, SEE MATH MODEL FOR PRECISE TOOL PATH DATA.
2. THIS PRODUCT IS NOT CATEGORIZED AS AN APPEARANCE ITEM. MINOR COSMETIC ITEMS SUCH AS SCRATCHES, DENTS, DISCOLORATION, MOLD OR BUSHMARKS, GATE VESTIGE, AND SOFT FLASH THAT DO NOT AFFECT THE FIT, FORM, OR FUNCTION OF THE PART ARE PERMISSIBLE PER DPMP-4.7-CS-01.
3. FOR APPLICATION DATA SEE THE INDIVIDUAL APPLICATION DRAWINGS.
4. TERMINAL INSERTION FORCE INTO CONNECTOR WITH SECONDARY LOCK SEATED: 35N MAXIMUM, 4N MIN (NOMINAL RTAL/NOT TRAY) 3N/M (MAX/MIN 4) MINIMUM FORCE OF 3N.
5. INDEPENDENT SECONDARY LOCK RETENTION CAPABILITY: PRE-LOCK TO FINAL LOCK WITHOUT TERMINALS 15N MINIMUM.
6. INDEPENDENT SECONDARY LOCK RETENTION FORCE OF SEATED ISL 50N MAXIMUM.
7. PRESTAGED SECONDARY LOCK INSERTION 55N MAXIMUM.
8. POLARIZATION FEATURE EFFECTIVENESS TO ANOTHER INDEX: MUST WITHSTAND 140N MIN WITHOUT MATING OR ELECTRICAL CONTACT.

2	2257545	01	AA	1.0N	2257545	2257545
1	2257545	01	AA	1.0N	2257545	2257545
2	2257545	01	AA	1.0N	2257545	2257545
	2257545	01		1.0N	2257545	2257545
	2257545	01		1.0N	2257545	2257545
	2257545	01		1.0N	2257545	2257545
	PART NO	REV	SUP	TYPE	CONN	FLS

REV	DATE	DR	CHK	REVISION HISTORY	NEW	AP	APPROVED
11.AUG	R	RG	-	-	ALL PARTS RELEASED	4297154	TJ	11 AUG
09.NOV	M	MZ	-	-	ALL PARTS - BREAKOUT CONN AND FLS TO 2257545	4313346	MHE	09 NOV 2012
15.FEB	R	RG	-	-	ALL PARTS - ADDED NOTES #4-8	4327127	GBR	15 FEB 2013
17.JUN	M	MH	-	-	ALL PARTS - BREAKOUT CONN AND FLS TO 2257545	4334124	DHM	17 JUN 2013
10.OCT	R	MS	-	-	J.2257540-12 - UPDATED PDM ATTRIBUTES	4.4.4.1.4	MTM	10 OCT 2013

1	PRODUCTION RELEASE		
2	ADDED PRE-STAGE DIMENSION		
3	ADDED PRE-STAGE DIMENSION		
4	ADDED PRE-STAGE DIMENSION		
5	ADDED PRE-STAGE DIMENSION		
6	ADDED PRE-STAGE DIMENSION		
7	ADDED PRE-STAGE DIMENSION		
8	ADDED PRE-STAGE DIMENSION		

PART DRAWING

UNLESS OTHERWISE SPECIFIED
THIS DRAWING IS THE PROPERTY OF DELPHI AND IS SUBMITTED ON THE RECEIPT CONDITIONS THAT IT IS NOT TO BE REPRODUCED, LOANED OR DISCLOSED WITHOUT WRITTEN PERMISSION.

DELPHI
DELPHI PACKARD ELECTRICAL/ELECTRONIC ARCHITECTURE
PACKARD, OH
COPYRIGHT 2013 DELPHI AUTOMOTIVE SYSTEMS LLC
ALL RIGHTS RESERVED

THIS PRINT IS THE PROPERTY OF DELPHI AND IS SUBMITTED ON THE RECEIPT CONDITION THAT IT IS NOT TO BE REPRODUCED, LOANED OR DISCLOSED WITHOUT WRITTEN PERMISSION. THIS PRINT IS TO BE RETURNED UPON REQUEST.

1	2012	
2	2012	
3	2012	
4	2012	

TYCO 2257545 SERIES 1.2 CONN W/ 6 CES 1.2

3325753 6

3352123e